



US009539268B2

(12) **United States Patent**
Tabuteau(10) **Patent No.:** **US 9,539,268 B2**
(45) **Date of Patent:** ***Jan. 10, 2017**

- (54) **THERAPEUTIC COMPOSITIONS COMPRISING IMIDAZOLE AND IMIDAZOLIUM COMPOUNDS**
- (71) Applicant: **Antecip Bioventures II LLC**, New York, NY (US)
- (72) Inventor: **Herriot Tabuteau**, New York, NY (US)
- (73) Assignee: **ANTECIP BIOVENTURES II LLC**, New York, NY (US)
- (*) Notice: Subject to any disclaimer, the term of this patent is extended or adjusted under 35 U.S.C. 154(b) by 0 days.
- This patent is subject to a terminal disclaimer.

(21) Appl. No.: **15/211,827**(22) Filed: **Jul. 15, 2016**(65) **Prior Publication Data**

US 2016/0324882 A1 Nov. 10, 2016

Related U.S. Application Data

- (63) Continuation of application No. 14/968,514, filed on Dec. 14, 2015, now Pat. No. 9,408,862, which is a continuation of application No. 14/540,333, filed on Nov. 13, 2014, now Pat. No. 9,216,168, which is a continuation of application No. 14/481,097, filed on Sep. 9, 2014, now Pat. No. 8,962,599, which is a continuation of application No. 14/288,720, filed on May 28, 2014, now Pat. No. 8,865,757, said application No. 14/540,333 is a continuation of application No. 14/288,241, filed on May 27, 2014, now Pat. No. 8,901,161.

- (51) **Int. Cl.**
C07D 233/60 (2006.01)
A61K 31/675 (2006.01)
A61K 31/4164 (2006.01)
A61K 31/4172 (2006.01)
A61K 9/00 (2006.01)

- (52) **U.S. Cl.**
CPC **A61K 31/675** (2013.01); **A61K 9/0053** (2013.01)

- (58) **Field of Classification Search**
None
See application file for complete search history.

(56) **References Cited****U.S. PATENT DOCUMENTS**

4,939,130 A 7/1990 Jaeggi et al.
5,869,471 A 2/1999 Hovancik et al.
6,015,801 A 1/2000 Daifotis
6,419,955 B1 7/2002 Gabel et al.
6,943,155 B2 9/2005 Lichtenberger
7,658,939 B2 2/2010 Oshlack et al.
7,704,977 B2 4/2010 Leonard
8,053,429 B2 11/2011 Cumming et al.
8,119,159 B2 2/2012 Cumming et al.

8,323,689 B2 12/2012 Cumming et al.
8,323,690 B2 12/2012 Cumming et al.
8,399,023 B2 3/2013 Hanna et al.
8,772,267 B2 7/2014 Pappagallo
8,802,658 B2 8/2014 Tabuteau
8,822,436 B1 9/2014 Tabuteau
8,828,431 B2 9/2014 Cumming et al.
8,835,650 B1 9/2014 Tabuteau
8,859,530 B2 10/2014 Desai
8,865,757 B1 10/2014 Tabuteau
8,883,201 B2 11/2014 Leonard
8,883,203 B2 11/2014 Leonard
8,901,161 B1 12/2014 Tabuteau
8,901,162 B1 12/2014 Tabuteau
8,933,057 B2 1/2015 Hanna et al.
8,962,599 B1 2/2015 Tabuteau
9,006,279 B1 4/2015 Tabuteau
9,034,889 B2 5/2015 Tabuteau
9,079,927 B1 7/2015 Tabuteau
9,149,487 B2 10/2015 Tabuteau
9,169,279 B2 10/2015 Hanna et al.
9,205,045 B1 12/2015 Tabuteau
9,211,257 B2 12/2015 Tabuteau
9,216,153 B2 12/2015 Tabuteau
9,216,168 B1* 12/2015 Tabuteau A61K 31/675
9,265,778 B2 2/2016 Tabuteau
9,278,106 B2 3/2016 Tabuteau
9,283,239 B2 3/2016 Tabuteau
9,289,384 B2 3/2016 Tabuteau
9,289,385 B2 3/2016 Tabuteau
9,289,441 B2 3/2016 Tabuteau

(Continued)

FOREIGN PATENT DOCUMENTS

CN 101259133 3/2008
WO 9915155 4/1999
WO 0243738 1/2002
WO 02087555 11/2002
WO 2004035061 4/2004
WO 2005063218 7/2005
WO 2005107751 11/2005
WO 2011014781 2/2011
WO 2012071517 5/2012
WO 2013173330 11/2013

OTHER PUBLICATIONS

US Food and Drug Administration, Pharmacology Review of Zometa®, 261 pgs., Nov. 2001, available at: http://www.accessdata.fda.gov/drugsatfda_docs/nda/2001/21-223_Zometa.cfm.

(Continued)

Primary Examiner — Michael Barker(74) *Attorney, Agent, or Firm* — K&L Gates LLP; Brent A. Johnson; Louis C. Cullman(57) **ABSTRACT**

Therapeutic compositions comprising substituted imidazole or imidazolium compounds may be used for a number of medical purposes, such as treatment of undesirable conditions or diseases, including disease or conditions related to bone, cancer, and/or pain.

30 Claims, No Drawings

Grun. Exh. 1001
PGR for U.S. Patent No. 9,539,268

(56)

References Cited**U.S. PATENT DOCUMENTS**

9,290,575	B2	3/2016	Tabuteau	
9,301,964	B2	4/2016	Tabuteau	
9,408,860	B2	8/2016	Tabuteau	
9,408,861	B2	8/2016	Tabuteau	
9,408,862	B2 *	8/2016	Tabuteau C07D 233/60
9,427,403	B2	8/2016	Tabuteau	
2004/0063670	A1	4/2004	Fox et al.	
2005/0054616	A1	3/2005	Aronhime et al.	
2010/0215743	A1	8/2010	Leonard	
2011/0028435	A1	2/2011	Hanna et al.	
2011/0098252	A1	4/2011	Pappagallo	
2012/0190647	A1	7/2012	Hanna et al.	
2013/0035315	A1	2/2013	Hanna et al.	
2013/0274282	A1	10/2013	Tabuteau	
2013/0303485	A1	11/2013	Tabuteau	
2013/0303486	A1	11/2013	Tabuteau	
2013/0303487	A1	11/2013	Tabuteau	
2013/0303488	A1	11/2013	Tabuteau	
2014/0051669	A1	2/2014	Tabuteau	
2014/0051718	A1	2/2014	Tabuteau	
2014/0107345	A1	4/2014	Tabuteau	
2014/0249107	A1	9/2014	Tabuteau	
2014/0249108	A1	9/2014	Tabuteau	
2014/0249109	A1	9/2014	Tabuteau	
2014/0249110	A1	9/2014	Tabuteau	
2014/0249111	A1	9/2014	Tabuteau	
2014/0249112	A1	9/2014	Tabuteau	
2014/0249113	A1	9/2014	Tabuteau	
2014/0249317	A1	9/2014	Tabuteau	
2014/0256683	A1	9/2014	Tabuteau	
2014/0329773	A1	11/2014	Tabuteau	
2014/0348916	A1	11/2014	Tabuteau	
2014/0349974	A1	11/2014	Tabuteau	
2015/0051175	A1	2/2015	Tabuteau	
2015/0057250	A1	2/2015	Tabuteau	
2015/0133403	A1	5/2015	Tabuteau	
2015/0141373	A1	5/2015	Tabuteau	
2015/0141374	A1	5/2015	Tabuteau	
2015/0148312	A1	5/2015	Tabuteau	
2015/0157564	A1	6/2015	Tabuteau	
2015/0164929	A1	6/2015	Tabuteau	
2015/0216884	A1	8/2015	Tabuteau	
2015/0344505	A1	12/2015	Tabuteau	
2015/0361179	A1	12/2015	Tabuteau	
2016/0038517	A1	2/2016	Tabuteau	
2016/0095871	A1	4/2016	Tabuteau	
2016/0095872	A1	4/2016	Tabuteau	
2016/0113950	A1	4/2016	Tabuteau	
2016/0151398	A1	6/2016	Tabuteau	
2016/0158254	A1	6/2016	Tabuteau	
2016/0158255	A1	6/2016	Tabuteau	
2016/0158256	A1	6/2016	Tabuteau	
2016/0166589	A1	6/2016	Tabuteau	
2016/0166590	A1	6/2016	Tabuteau	
2016/0175333	A1	6/2016	Tabuteau	
2016/0199394	A1	7/2016	Tabuteau	
2016/0199395	A1	7/2016	Tabuteau	
2016/0206636	A1	7/2016	Tabuteau	
2016/0235772	A1	8/2016	Tabuteau	
2016/0263134	A1	9/2016	Tabuteau	
2016/0296539	A1	10/2016	Tabuteau	

OTHER PUBLICATIONS

US Food and Drug Administration, Severe Pain with Osteoporosis Drugs; FDA patient safety news: Show #73, 1 pg., Mar. 2008, available at: <http://www.fda.gov/downloads/Safety/FDAPatientSafetyNews/UCM417867.pdf>.
U.S. Appl. No. 13/894,244, filed May 14, 2013, Herriot Tabuteau, Antecip Bioventures II LLC.
U.S. Appl. No. 13/894,252, filed May 14, 2013, Herriot Tabuteau, Antecip Bioventures II LLC.
U.S. Appl. No. 13/894,262, filed May 14, 2013, Herriot Tabuteau, Antecip Bioventures II LLC.

U.S. Appl. No. 13/894,274, filed May 14, 2013, Herriot Tabuteau, Antecip Bioventures II LLC.
U.S. Appl. No. 14/063,979, filed Oct. 25, 2013, Herriot Tabuteau, Antecip Bioventures II LLC.
U.S. Appl. No. 14/106,291, filed Dec. 13, 2013, Herriot Tabuteau, Antecip Bioventures II LLC.
U.S. Appl. No. 14/279,196, filed May 15, 2014, Herriot Tabuteau, Antecip Bioventures II LLC.
U.S. Appl. No. 14/279,206, filed May 15, 2014, Herriot Tabuteau, Antecip Bioventures II LLC.
U.S. Appl. No. 14/279,213, filed May 15, 2014, Herriot Tabuteau, Antecip Bioventures II LLC.
U.S. Appl. No. 14/279,222, filed May 15, 2014, Herriot Tabuteau, Antecip Bioventures II LLC.
U.S. Appl. No. 14/279,226, filed May 15, 2014, Herriot Tabuteau, Antecip Bioventures II LLC.
U.S. Appl. No. 14/279,229, filed May 15, 2014, Herriot Tabuteau, Antecip Bioventures II LLC.
U.S. Appl. No. 14/279,232, filed May 15, 2014, Herriot Tabuteau, Antecip Bioventures II LLC.
U.S. Appl. No. 14/279,236, filed May 15, 2014, Herriot Tabuteau, Antecip Bioventures II LLC.
U.S. Appl. No. 14/279,241, filed May 15, 2014, Herriot Tabuteau, Antecip Bioventures II LLC.
U.S. Appl. No. 14/288,241, filed May 27, 2014, Herriot Tabuteau, Antecip Bioventures II LLC.
U.S. Appl. No. 14/288,713, filed May 28, 2014, Herriot Tabuteau, Antecip Bioventures II LLC.
U.S. Appl. No. 14/288,716, filed May 28, 2014, Herriot Tabuteau, Antecip Bioventures II LLC.
U.S. Appl. No. 14/288,720, filed May 28, 2014, Herriot Tabuteau, Antecip Bioventures II LLC.
U.S. Appl. No. 14/310,811, filed Jun. 20, 2014, Herriot Tabuteau, Antecip Bioventures II LLC.
U.S. Appl. No. 14/336,642, filed Jul. 21, 2014, Herriot Tabuteau, Antecip Bioventures II LLC.
U.S. Appl. No. 14/446,184, filed Jul. 29, 2014, Herriot Tabuteau, Antecip Bioventures II LLC.
U.S. Appl. No. 14/456,939, filed Aug. 11, 2014, Herriot Tabuteau, Antecip Bioventures II LLC.
U.S. Appl. No. 14/457,659, filed Aug. 12, 2014, Herriot Tabuteau, Antecip Bioventures II LLC.
U.S. Appl. No. 14/481,097, filed Sep. 9, 2014, Herriot Tabuteau, Antecip Bioventures II LLC.
U.S. Appl. No. 14/530,556, filed Oct. 31, 2014, Herriot Tabuteau, Antecip Bioventures II LLC.
U.S. Appl. No. 14/536,526, filed Nov. 7, 2014, Herriot Tabuteau, Antecip Bioventures II LLC.
U.S. Appl. No. 14/538,709, filed Nov. 11, 2014, Herriot Tabuteau, Antecip Bioventures II LLC.
U.S. Appl. No. 14/540,333, filed Nov. 13, 2014, Herriot Tabuteau, Antecip Bioventures II LLC.
U.S. Appl. No. 14/604,524, filed Jan. 23, 2015, Herriot Tabuteau, Antecip Bioventures II LLC.
U.S. Appl. No. 14/605,822, filed Jan. 26, 2015, Herriot Tabuteau, Antecip Bioventures II LLC.
U.S. Appl. No. 14/607,947, filed Jan. 28, 2015, Herriot Tabuteau, Antecip Bioventures II LLC.
U.S. Appl. No. 14/607,985, filed Jan. 28, 2015, Herriot Tabuteau, Antecip Bioventures II LLC.
U.S. Appl. No. 14/608,855, filed Jan. 29, 2015, Herriot Tabuteau, Antecip Bioventures II LLC.
U.S. Appl. No. 14/625,457, filed Feb. 18, 2015, Herriot Tabuteau, Antecip Bioventures II LLC.
U.S. Appl. No. 14/635,857, filed Mar. 2, 2015, Herriot Tabuteau, Antecip Bioventures II LLC.
U.S. Appl. No. 14/639,013, filed Mar. 13, 2015, Herriot Tabuteau, Antecip Bioventures II LLC.
U.S. Appl. No. 14/686,551, filed Apr. 14, 2015, Herriot Tabuteau, Antecip Bioventures II LLC.
U.S. Appl. No. 14/967,224, filed Dec. 11, 2015, Herriot Tabuteau, Antecip Bioventures II LLC.

(56)

References Cited**OTHER PUBLICATIONS**

- U.S. Appl. No. 14/967,234, filed Dec. 11, 2015, Herriot Tabuteau, Antecip Bioventures II LLC.
- U.S. Appl. No. 14/968,514, filed Dec. 14, 2015, Herriot Tabuteau, Antecip Bioventures II LLC.
- U.S. Appl. No. 15/009,712, filed Jan. 28, 2016, Herriot Tabuteau, Antecip Bioventures II LLC.
- U.S. Appl. No. 15/014,994, filed Feb. 3, 2016, Herriot Tabuteau, Antecip Bioventures II LLC.
- U.S. Appl. No. 15/042,017, filed Feb. 11, 2016, Herriot Tabuteau, Antecip Bioventures II LLC.
- U.S. Appl. No. 15/043,141, filed Feb. 12, 2016, Herriot Tabuteau, Antecip Bioventures II LLC.
- U.S. Appl. No. 15/043,281, filed Feb. 12, 2016, Herriot Tabuteau, Antecip Bioventures II LLC.
- U.S. Appl. No. 15/043,419, filed Feb. 12, 2016, Herriot Tabuteau, Antecip Bioventures II LLC.
- U.S. Appl. No. 15/055,386, filed Feb. 26, 2016, Herriot Tabuteau, Antecip Bioventures II LLC.
- Laslett et al., Zoledronic Acid Reduces Knee Pain and Bone Marrow Lesions over 1 Year: A Randomized Controlled Trial, *Annals of the Rheumatic Diseases*, 71(8), 1322-1328, Aug. 2012.
- Leonard et al., MER-101 Tablets: A Pilot Bioavailability Study of a Novel Oral Formulation of Zoledronic Acid, Poster Presentation, Molecular Targets and Cancer Therapeutics, San Francisco, CA, USA, Oct. 22-26, 2007.
- Leonard et al., Safety Profile of Zoledronic Acid in a Novel Oral Formulation, Poster Presentation, Molecular Targets & Cancer Therapeutics Conference, Boston, MA, USA, Nov. 15-19, 2009.
- Leonard et al., Studies of Bioavailability and Food Effects of MER-101 Zoledronic Acid Tablets in Postmenopausal Women, Poster Presentation, ASCO Breast Cancer Symposium, San Francisco, CA, USA, Oct. 2009.
- Lipton et al., The New Bisphosphonate, Zometa (Zoledronic Acid), Decreases Skeletal Complications in Both Osteolytic and Osteoblastic Lesions: A Comparison to Pamidronate, *Cancer Investigation*, 20(Suppl 2), 45-54, Jan. 2002.
- Maillefert et al., Treatment of Refractory Reflex Sympathetic Dystrophy with Pamidronate, *Annals of the Rheumatic Diseases*, 54(8), 687, Sep. 1995.
- Maksymowych et al., A Six-Month Randomized, Controlled, Double-Blind, Dose-Response Comparison of Intravenous Pamidronate (60 mg versus 10 mg) in the Treatment of Nonsteroidal Antiinflammatory Drug-Refractory Ankylosing Spondylitis, *Arthritis & Rheumatism*, 46(3), 766-773, Mar. 2002.
- Manicourt et al., Role of Alendronate in Therapy for Posttraumatic Complex Regional Pain Syndrome Type 1 of the Lower Extremity, *Rheumatoid & Arthritis*, 50(11), 3690-3697, Nov. 2004.
- Marinus et al., Clinical Features and Pathophysiology of Complex Regional Pain Syndrome, *The Lancet Neurology*, 10(7), 637-648, Jul. 2011.
- Matsuo et al., Antiinflammatory and Chondroprotective Effects of the Aminobisphosphonate Incadronate (YM175) in Adjuvant Induced Arthritis, abstract, *The Journal of rheumatology*, 30(6), 1280-1290, Jun. 2003.
- MC Hugh et al., MER-101-03, A Multi Center, Phase II Study to Compare MER-101 20 mg Tablets to Intravenous Zometa® 4 mg in Prostate Cancer Patients, Abstract and Presentation, American Society of Clinical Oncology Annual Meeting, Orlando, FL, USA, May 29-Jun. 2, 2009.
- Merck & Co., Inc., Highlights of Prescribing Information for Fosamax® (Alendronate Sodium) Tablets for Oral Use, last revised Feb. 2012, 24 pgs., available at http://www.accessdata.fda.gov/drugsatfda_docs/abel/2012/021575s0171bl.pdf.
- Merrion Pharmaceuticals, Orazol®: Novel Approach to Adjuvant Therapy for Improving Outcomes in Breast Cancer, Presentation, 15 pgs., Apr. 2011, last accessed at <http://www.merrionpharma.com/archive/presentations/ORAZOLPresentationQ12011.pdf>.
- Munns et al., Acute Phase Response and Mineral Status Following Low Dose Intravenous Zoledronic Acid in Children, *Bone*, 41(3), 366-370, Sep. 2007.
- Nagae et al., Acidic Microenvironment Created by Osteoclasts Causes Bone Pain Associated with Tumor Colonization, *Journal of Bone and Mineral Metabolism*, 25(2), 99-104, Mar. 2007.
- Nagae et al., Osteoclasts Play a Part in Pain Due to the Inflammation Adjacent to Bone, *Bone*, 39(5), 1107-1115, Nov. 2006.
- Nath et al., Reflex Sympathetic Dystrophy: The Controversy Continues, *Clinics in Plastic Surgery*, 23(3), 435-446, Jul. 1996.
- National Health Service, Complex Regional Pain Syndrome, 11 pgs., Jul. 27, 2012.
- Novartis Pharmaceutical Corporation, Highlights of Prescribing Information for Reclast® (Zoledronic Acid), Injection, 28 pgs., last revised Apr. 2013, available at http://www.accessdata.fda.gov/drugsatfda_docs/abel/2013/021817s0151bl.pdf.
- Novartis Pharmaceutical Corporation, Highlights of Prescribing Information for Zometa® (Zoledronic Acid), Injection, 22 pgs., last revised Mar. 2012.
- Novartis Pharmaceutical Corporation, Reclast® Medication Guide, 4 pgs., Aug. 2011.
- Orcel et al., Bisphosphonates in Bone Diseases Other than Osteoporosis, *Joint Bone Spine*, 69(1), 19-27, Jan. 2002.
- Orcel, Response, *Joint Bone Spine*, 69(5), 522, Oct. 2002.
- Oura et al., Bisphosphonate Therapy for Bone Metastases from Breast Cancer: Clinical Results and a New Therapeutic Approach, abstract, *Breast Cancer*, 7(4), 307-310, Oct. 2000.
- Perez et al., Evidence Based Guideline for Complex Regional Pain Syndrome Type 1, *BMC Neurology*, 10(1), 14 pgs., Mar. 2010.
- Podworny et al., Partial Chondroprotective Effect of Zoledronate in a Rabbit Model of Inflammatory Arthritis, abstract, *The Journal of Rheumatology*, 26(9), 1972-1982, Sep. 1999.
- Reflex Sympathetic Dystrophy Syndrome Association, Complex Regional Pain Syndrome: Treatment Guidelines, 74 pgs., Jun. 2006.
- Reginster et al., Evaluation of the Efficacy and Safety of Oral Tiludronate in Paget's Disease of Bone, abstract, *Arthritis & Rheumatism*, 35(8), 967-974, Aug. 1992.
- Rehman et al., Treatment of Reflex Sympathetic Dystrophy with Intravenous Pamidronate, Abstract P36, Bone and Tooth Society Meeting, p. 116, Apr. 1991.
- Reid et al., Comparison of a Single Infusion of Zoledronic Acid with Risedronate for Paget's Disease, *The New England Journal of Medicine*, 353(9), 898-908, Sep. 2005.
- Ringe et al., A Review of Bone Pain Relief with Ibandronate and Other Bisphosphonates in Disorders of Increased Bone Turnover, *Clinical and Experimental Rheumatology*, 25(5), 766-774, Sep. 2007.
- Ringe, Development of Clinical Utility of Zoledronic Acid and Patient Consideration in the Treatment of Osteoporosis, Patient Preference and Adherence, 4, 231-245, Jul. 2010.
- Ripamonti et al., Decreases in Pain at Rest and Movement-Related Pain During Zoledronic Acid Treatment in Patients with Bone Metastases due to Breast or Prostate Cancer: A Pilot Study, *Support Care in Cancer*, 15(10), 1177-1184, Oct. 2007.
- Robinson et al., Efficacy of Pamidronate in Complex Regional Pain Syndrome Type I, *Pain Medicine*, 5(3), 276-280, Sep. 2004.
- Rovetta et al., Efficacy of Disodium-Clodronate in the Management of Joint Pain in Rheumatoid Arthritis. Six Months Open Study, abstract, *Minerva Medica*, 94(5), 353-7, Oct. 2003.
- Russell et al., Mechanisms of Action of Bisphosphonates: Similarities and Differences and Their Potential Influence on Clinical Efficacy, *Osteoporosis International*, 19(6), 733-759, Jun. 2008.
- Schinkel et al., Inflammatory Mediators are Altered in the Acute Phase of Posttraumatic Complex Regional Pain Syndrome, *Clinical Journal of Pain*, 22(3), 235-239, Mar.-Apr. 2006.
- Schott, Bisphosphonates for Pain Relief in Reflex Sympathetic Dystrophy?, *The Lancet*, 350(9085), 1117, Oct. 1997.
- Sebastian, Complex Regional Pain Syndrome, *Indian Journal of Plastic Surgery*, 44(2), 298-307, May 2011.
- Seok et al., Treatment of Transient Osteoporosis of the Hip with Intravenous Zoledronate, *Annals of Rehabilitation Medicine*, 35(3), 432-435, Jun. 2011.

(56)

References Cited**OTHER PUBLICATIONS**

- Sevcik et al., Bone Cancer Pain: the Effects of the Bisphosphonate Alendronate on Pain, Skeletal Remodeling, Tumor Growth and Tumor Necrosis, *Pain*, 111(1-2), 169-180, Sep. 2004.
- Sharma et al., Advances in Treatment of Complex Regional Pain Syndrome: Recent Insights on a Perplexing Disease, *Current Opinion in Anesthesiology*, 19(5), 566-572, Oct. 2006.
- Siminoski et al., Intravenous Pamidronate for Treatment of Reflex Sympathetic Dystrophy During Breast Feeding, *Journal of Bone and Mineral Research*, 15(10), 2052-2055, Oct. 2000.
- Simm et al., The Successful Use of Pamidronate in an 11-year-old Girl with Complex Regional Pain Syndrome: Response to Treatment Demonstrated by Serial Peripheral Quantitative Computerised Tomographic Scan, *Bone*, 46(4), 885-888, Apr. 2010.
- Slobodin et al., The Synergistic Efficacy of Adalimumab and Pamidronate in a Patient with Ankylosing Spondylitis, *Clinical Rheumatology*, 29(7), 793-794, Jul. 2010.
- Sorbera et al., Zoledronate Disodium, *Drugs of the Future*, 25(3), 259-268, Mar. 2000.
- Stanton-Hicks et al., Complex Regional Pain Syndromes: Guidelines for Therapy, *The Clinical Journal of Pain*, 14(2), 155-166, Jun. 1998.
- The University of Sheffield, Health and Economic Impact of a New Drug Intervention for Osteoporosis, 2 pgs., last accessed Jun. 2014, available at <http://www.sheffield.ac.uk/humanmetabolism/researchandyou/zoledronicacid>.
- The Use of Zoledronic Acid to Complex Regional Pain Syndrome (Aclasta), *ClinicalTrials.gov*, 3 pgs., last accessed on Apr. 5, 2013, available at: <http://clinicaltrials.gov/ct2/show/NCT01788176>.
- Tran et al., Treatment of Complex Regional Pain Syndrome: A Review of the Evidence, *Canadian Journal of Anesthesia*, 57(2), 149-166, Feb. 2010.
- U.S. Appl. No. 15/074,367, filed Mar. 18, 2016, Herriot Tabuteau, Antecip Bioventures II LLC.
- U.S. Appl. No. 15/074,380, filed Mar. 18, 2016, Herriot Tabuteau, Antecip Bioventures II LLC.
- U.S. Appl. No. 15/083,105, filed Mar. 28, 2016, Herriot Tabuteau, Antecip Bioventures II LLC.
- U.S. Appl. No. 15/136,092, filed Apr. 22, 2016, Herriot Tabuteau, Antecip Bioventures II LLC.
- U.S. Appl. No. 15/164,651, filed May 25, 2016, Herriot Tabuteau, Antecip Bioventures II LLC.
- U.S. Appl. No. 15/188,725, filed Jun. 21, 2016, Herriot Tabuteau, Antecip Bioventures II LLC.
- U.S. Appl. No. 15/211,827, filed Jul. 15, 2016, Herriot Tabuteau, Antecip Bioventures II LLC.
- U.S. Appl. No. 15/217,752, filed Jul. 22, 2016, Herriot Tabuteau, Antecip Bioventures II LLC.
- U.S. Appl. No. 15/217,773, filed Jul. 22, 2016, Herriot Tabuteau, Antecip Bioventures II LLC.
- U.S. Appl. No. 15/223,487, filed Jul. 29, 2016, Herriot Tabuteau, Antecip Bioventures II LLC.
- U.S. Appl. No. 15/223,548, filed Jul. 29, 2016, Herriot Tabuteau, Antecip Bioventures II LLC.
- Turner-Stokes et al., Complex Regional Pain Syndrome in Adults: Concise Guidance, *Clinical Medicine*, 11(6), 596-600, Dec. 2011.
- US Food and Drug Administration, CRPS Orphan Drug Designation for Zoledronic Acid, 1 pg., May 6, 2013, available at http://www.accessdata.fda.gov/scripts/opdlisting/oopd/OOPD_Results_2.cfm?Index_Number=374112.
- Van Beek et al., Binding and Antiresorptive Properties of Heterocycle-Containing Bisphosphonate Analogs: Structure-Activity Relationships, *Bone*, 23(5), 437-442, Nov. 1998.
- Van Offel et al., Influence of Cyclic Intravenous Pamidronate on Proinflammatory Monocytic Cytokine Profiles and Bone Density in Rheumatoid Arthritis Treated with Low Dose Prednisolone and Methotrexate, *Clinical and Experimental Rheumatology*, 19(1), 13-20, Jan. 2001.
- Varenna et al., Intravenous Clodronate in the Treatment of Reflex Sympathetic Dystrophy Syndrome. A Randomized, Double Blind, Placebo Controlled Study, *The Journal of Rheumatology*, 27(6), 1477-1483, Jun. 2000.
- Varenna et al., Treatment of Complex Regional Pain Syndrome Type I with Neridronate: A Randomized, Double-Blind, Placebo-Controlled Study, *Rheumatology*, 534-542, Nov. 2012.
- Walker et al., Disease Modifying and Anti-Nociceptive Effects of the Bisphosphonate, Zoledronic Acid in a Model of Bone Cancer Pain, *Pain*, 100(3), 219-229, Dec. 2002.
- Yanow et al., Complex Regional Pain Syndrome (CRPS/RSD) and Neuropathic Pain: Role of Intravenous Bisphosphonates as Analgesics, *The Scientific World Journal*, 8, 229-236, Feb. 2008.
- Zaspel et al., Treatment of Early Stage CRPS I—Cortisone (Methylprednisolone) Versus Bisphosphonate (Zoledronic Acid), *German Congress of Orthopedics and Traumatology*, Berlin, DE, Oct. 24-27, 2007.
- Zhang et al., Modic Changes: A Systematic Review of the Literature, *European Spine Journal*, 17(10), 1289-1299, Oct. 2008.
- Altman et al., Low Back Pain in Paget's Disease of Bone, *Clinical Orthopedic and Related Research*, 217, 152-161, Apr. 1987.
- Abe et al., Improvement of Pain and Regional Osteoporotic Changes in the Foot and Ankle by Low-Dose Bisphosphonate Therapy for Complex Regional Pain Syndrome Type I: A Case Series, *Journal of Medical Case Reports*, 5(1), 349-354, Aug. 2011.
- Adami et al., Bisphosphonate Therapy of Reflex Sympathetic Dystrophy Syndrome, *Annals of Rheumatic Diseases*, 56(3), 201-204, Mar. 1997.
- Allen et al., Cancer Treatment Dosing Regimens of Zoledronic Acid Result in Near-Complete Suppression of Mandible Intracortical Bone Remodeling in Beagle Dogs, *Journal of Bone and Mineral Research*, 25(1), 98-105, Jan. 2010.
- Bingham et al., Risedronate Decreases Biochemical Markers of Cartilage Degradation but Does Not Decrease Symptoms or Slow Radiographic Progression in Patients with Medical Compartment Osteoarthritis of the Knee, *Arthritis & Rheumatism*, 54(11), 3494-3507, Nov. 2006.
- Bonabello et al., Analgesic Effect of Bisphosphonates in Mice, *Pain*, 91(3), 269-275, Apr. 2001.
- Bonefos Product Monograph, Part III: Consumer Information Bonefos® clodronate isodium, 25-28, revised Sep. 22, 2011, last accessed <http://www.bayer.ca/files/BONEFOS-PM-ENG-PT3-22SEP2011-147998.pdf>.
- Breuer et al., An Open-Label Pilot Trial of Ibandronate for Complex Regional Pain Syndrome, *The Clinical Journal of Pain*, 24(8), 685-689, Oct. 2008.
- Bruehl, An Update on the Pathophysiology of Complex Regional Pain Syndrome, *Anesthesiology*, 113(3), 713-725, Sep. 2010.
- Brunner et al., Bisphosphonates for the Therapy of Complex Regional Pain Syndrome I—Systematic Review, *European Journal of Pain*, 13(1), 17-21, Jan. 2009.
- Cantatore et al., Evaluation of Bone Turnover and Osteoclastic Cytokines in Early Rheumatoid Arthritis Treated with Alendronate, *The Journal of Rheumatology*, 26(11), 2318-2323, Nov. 1999.
- Capello et al., Meta-Analysis of Imaging Techniques for the Diagnosis of Complex Regional Pain Syndrome Type I, *Journal of Hand Surgery*, 37(2), 288-296, Feb. 2012.
- Cecchini et al., Bisphosphonates In Vitro Specifically Inhibit, Among the Hematopoietic Series, the Development of the Mouse Mononuclear Phagocyte Lineage, *Journal of Bone and Mineral Research*, 5(10), 1019-1027, Oct. 1990.
- Chauvineau et al., What is the Place of Diphosphonates in the Treatment of Complex Regional Pain Syndrome I? A Literature Review, *Annales de Readaptation et de Medecine Physique*, 48(3), 150-157, Apr. 2005.
- Clere, CRPS: Evidence Still Needed for Bisphosphonates, *Douleurs Evaluation—Diagnostic—Traitement* 10(4), 214-215, Sep. 2009.
- Conte et al., Safety of Intravenous and Oral Bisphosphonates and Compliance with Dosing Regimens, *The Oncologist*, 9 (Suppl 4), 28-37, Sep. 2004.

(56)

References Cited**OTHER PUBLICATIONS**

- Cortet et al., Treatment of Severe, Recalcitrant Reflex Sympathetic Dystrophy: Assessment of Efficacy and Safety of the Second Generation Bisphosphonate Pamidronate, *Clinical Rheumatology*, 16(1), 51-56, Jan. 1997.
- Cremers et al., Pharmacokinetics/Pharmacodynamics of Bisphosphonates, *Clinical Pharmacokinetics*, 44(6), 551-570, Jun. 2005.
- Cullen et al., MER-101: A Bioavailability Study of Various GIPET™ Formulations in Beagle Dogs with Intraduodenal Cannulae, Abstract T3147, American Association of Pharmaceutical Scientists (AAPS), San Diego, CA, USA, Nov. 12-16, 2007.
- De Castro et al., Zoledronic Acid to Treat Complex Regional Pain Syndrome Type I in Adult (Case Report), *Revista Dor Pesquisa Clinica e Terapêutica*, Sao Paulo, 12(1), 71-73, Jan.-Mar. 2011.
- De Mos et al., Outcome of the Complex Regional Pain Syndrome, *The Clinical Journal of Pain*, 25(7), 590-597, Sep. 2009.
- De Mos et al., The Association Between ACE Inhibitors and the Complex Regional Pain Syndrome: Suggestions for a Neuro-Inflammatory Pathogenesis of CRPS, *Pain*, 142(3), 218-224, Apr. 2009.
- Devogelaer et al., Dramatic Improvement of Interactable Reflex Sympathetic Dystrophy Syndrome by Intravenous Infusions of the Second Generation Bisphosphonate APD., Abstract 213, 3(suppl), 5122, Tenth Annual Meeting of the American Society for Bone and Mineral Research, New Orleans, LA, USA, Jun. 4-7, 1988.
- Driban et al., Evaluation of Bone Marrow Lesion Volume as a Knee Osteoarthritis Biomarker—Longitudinal Relationships with Pain and Structural Changes: Data from the Osteoarthritis Initiative, *Arthritis Research & Therapy*, 15(5):R112, 11 pgs., Sep. 2013.
- Dubin, Weekly, Oral Zoledronic Acid can Improve Quality of Life for Bone Metastases Sufferers, *Specialty Pharma*, 10 (3), 30-33, Nov. 2010.
- Eekhoff et al., Determinants of Induction and Duration of Remission of Paget's Disease of Bone after Bisphosphonate (Olapadronate) Therapy, abstract, *Bone*, 33(5), 831-838, Nov. 2003.
- Epstein et al., Update of Monthly Oral Bisphosphonate Therapy for the Treatment of Osteoporosis: Focus on Ibandronate 150 mg and Risedronate 150 mg, *Current Medical Research and Opinion*, 25(12), 2951-2960, Oct. 2009.
- European Medicines Agency, Opinion of the Committee for Orphan Medicinal Products on Orphan Medicinal Product Designation, 3 pgs., Sep. 2013.
- European Medicines Agency, Public Summary of Opinion on Orphan Designation, Zoledronic Acid for the Treatment of Complex Regional Pain Syndrome, 4 pgs., Oct. 2013.
- European Medicines Agency, Scientific Discussion of Aclasta®, 24 pgs., Mar. 2006, available at: http://www.ema.europa.eu/docs/en_GB/document_library/EPAR_-_Scientific_Discussion/human/000595/WC500020933.pdf.
- European Union Summary of Product Characteristics for Aclasta®, last accessed Aug. 2012, 49 pgs.
- European Union Summary of Product Characteristics for Zometa®, last accessed Aug. 2012, 19 pgs.
- Forouzanfar et al., Treatment of Complex Regional Pain Syndrome Type I, *European Journal of Pain*, 6(2), 105-122, Apr. 2002.
- Fujita et al., Analgesic and Chondroprotective Effects of Risedronate in Osteoarthritis assessed by Electroalgotometry and Measurement of Collagen Type II Fragments in Urine, *Journal of International Medical Research*, 36(5), 932-41, Oct. 2008.
- Fujita et al., Comparison of Maximum Drug Concentration and Area Under the Time-Concentration Curve Between Humans and Animals for Oral and Intravenous Investigational Drugs, *The Journal of Clinical Pharmacology*, 46(6), 674-692, Jun. 2006.
- Gangji et al., Analgesic Effect of Intravenous Pamidronate on Chronic Back Pain Due to Osteoporotic Vertebral Fractures, *Clinical Rheumatology*, 18(3), 266-267, May 1999.
- Giles, Risedronate not an Effective Disease Modifier in Knee Osteoarthritis, *John Hopkins Medicine*, Oct. 2006, available at <http://www.hopkinsarthritis.org/arthritis-news/risedronate-not-an-effective-disease-modifier-in-knee-osteoarthritis>.
- Goa et al., Risedronate, abstract, *Drugs & Aging*, 13(1), 83-91, Jul. 1998.
- Green et al., Pharmacologic Profile of Zoledronic Acid: A Highly Potent Inhibitor of Bone Resorption, *Drug Development Research*, 55(4), 210-224, Apr. 2002.
- Gremaux et al., Complex Regional Pain Syndrome of the Knee: Early and Good Action of Biphosphonates on Pain and Function, *Annales de réadaptation et de médecine physique* 50(4), 240-243, May 2007.
- Guo et al., Substance P Signaling Contributes to the Vascular and Nociceptive Abnormalities Observed in a Tibial Fracture Rat Model of Complex Regional Pain Syndrome Type I, *Pain*, 108(1), 95-107, Mar. 2004.
- Hadjipavlou et al., Paget's Disease of the Spine and its Management, *European Spine Journal*, 10(5), 370-384, Oct. 2001.
- Hamida et al., Myositis Ossificans Circumscripta of the Knee Improved by Alendronate, *Joint Bone Spine*, 71(2), 144-146, Apr. 2004.
- Henson et al., Complex Regional Pain Syndrome: State-of-the-Art Update, *Current Treatment Options in Cardiovascular Medicine*, 12(2), 156-167, Apr. 2010.
- Huygen et al., Evidence for Local Inflammation in Complex Regional Pain Syndrome Type I, *Mediators of Inflammation*, 11(1), 47-51, Feb. 2002.
- Kim et al., Analgesic Effects of the Non-Nitrogen-Containing Bisphosphonates Etidronate and Clodronate, Independent of Anti-Resorptive Effects on Bone, *European Journal of Pharmacology*, 699(1-3), 14-22, Jan. 2013.
- Kingery et al., A Substance P Receptor (NK1) Antagonist can Reverse Vascular and Nociceptive Abnormalities in a Rat Model of Complex Regional Pain Syndrome Type II, *Pain*, 104(1-2), 75-84, Jul. 2003.
- Koivisto et al., Efficacy of Zoledronic Acid for Chronic Low Back Pain Associated with Modic Changes in Magnetic Resonance Imaging, *BMC Musculoskeletal Disorders*, 15(64), 1-9, Mar. 2014.
- Kopterides et al., Successful Treatment of SAPHO Syndrome with Zoledronic Acid, *Rheumatoid Arthritis*, 50(9), 2970-2973, Sep. 2004.
- Kretzchmar et al., Rapid and Sustained Influence of Intravenous Zoledronic Acid on Course of Pain and Analgesics Consumption in Patients with Cancer with Bone Metastases: A Multicenter Open-Label Study over 1 Year, *Supportive Cancer Therapy*, 4(4), 203-210, Sep. 2007.
- Kubalek et al., Treatment of Reflex Sympathetic Dystrophy with Pamidronate: 29 Cases, *Rheumatology*, 40(12), 1394-1397, Dec. 2001.
- Hendren et al., A Review of the Differences Between Normal and Osteoarthritis Articular Cartilage in Human Knee and Ankle Joints, *The Foot*, 19(3), 171-176, Sep. 2009.
- McHugh et al., MER-101 Tablets: A Pilot Bioavailability Study of a Novel Oral Formulation of Zoledronic Acid, *Molecular Cancer Therapeutics*, Nov. 2007; B194.
- U.S. Appl. No. 15/246,325, filed Aug. 24, 2016, Herriot Tabuteau, Antecip Bioventures II LLC.

* cited by examiner

1

THERAPEUTIC COMPOSITIONS COMPRISING IMIDAZOLE AND IMIDAZOLIUM COMPOUNDS

CROSS REFERENCE TO RELATED APPLICATIONS

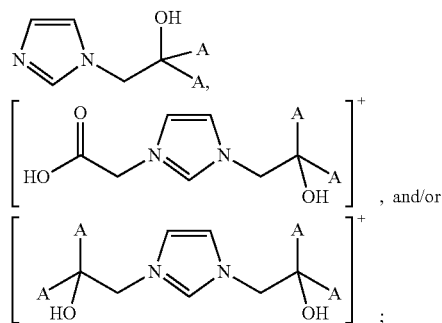
This application is a continuation of U.S. patent application Ser. No. 14/968,514, filed on Dec. 14, 2015, which is a continuation of U.S. patent application Ser. No. 14/540,333, filed on Nov. 13, 2014, now U.S. Pat. No. 9,216,168, which is a continuation of U.S. patent application Ser. No. 14/481,097, filed on Sep. 9, 2014, now U.S. Pat. No. 8,962,599, which is a continuation of a U.S. patent application Ser. No. 14/288,720 filed on May 28, 2014, now U.S. Pat. No. 8,865,757; U.S. patent application Ser. No. 14/540,333 is also a continuation of a U.S. patent application Ser. No. 14/288,241, filed on May 27, 2014, now U.S. Pat. No. 8,901,161, all of which are hereby incorporated by reference in their entireties.

FIELD

Some embodiments relate to therapeutic compositions comprising substituted imidazoles and imidazoliums having multiple acidic groups.

SUMMARY

Pharmaceutical compositions comprising:



wherein each A is independently an acidic functional group, may be used for a number of medical purposes, such as treatment of undesirable conditions or diseases, including disease or conditions related to bone, cancer, and/or pain. In some embodiments, each A is CO_2H , SO_3H , OSO_2 , or PO_3H_2 .

Some embodiments include a dosage form, such as an oral dosage form, comprising a composition described herein.

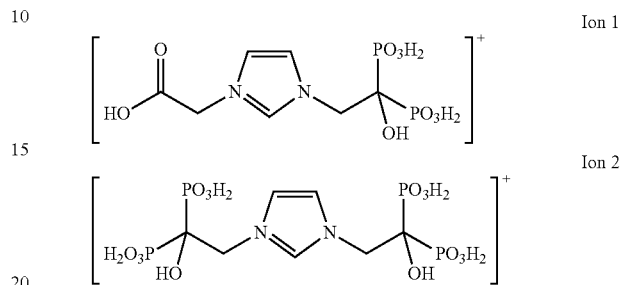
Some embodiments include a method of treating a disease or condition related to bone, cancer, or pain, comprising administering a dosage form, such as an oral dosage form, comprising a composition described herein to a mammal in need thereof.

DETAILED DESCRIPTION

Preferably, pharmaceutical compositions comprising zoledronic acid, Compound 1, and/or Compound 2 (subject compositions), may be used for a number of medical purposes, such as treatment of undesirable conditions or diseases, including disease or conditions related to bone, can-

2

cer, and/or pain. This may be accomplished in many instances by administration of dosage forms, such as oral dosage forms, comprising a subject composition. Generally, an oral dosage form comprising a subject composition is administered orally to a mammal, such as a human being, at least once, to treat a disease or condition, such as disease or condition related to bone, cancer, or pain.



The term "treating" or "treatment" broadly includes any kind of treatment activity, including the diagnosis, cure, mitigation, or prevention of disease in man or other animals, or any activity that otherwise affects the structure or any function of the body of man or other animals.

An oral dosage form comprising a subject composition may be used to treat, or provide relief of, any type of pain including, but not limited to, inflammatory pain, arthritis pain, complex regional pain syndrome, lumbosacral pain, musculoskeletal pain, neuropathic pain, chronic pain, cancer-related pain, acute pain, postoperative pain, etc. In some instances, pain relief may be palliative, or pain relief may be provided independent of improvement of the disease or condition or the underlying cause of the disease or condition. For example, although the underlying disease may not improve, or may continue to progress, an individual suffering from the disease may experience pain relief. In some embodiments, enhanced bioavailability of the zoledronic acid may be achieved in treating one of these conditions by administering a dosage form comprising a subject composition wherein zoledronic acid is in the form of a disodium salt. This may allow a reduced molar amount of the disodium salt to be used as compared to what would be used with the diacid form.

In some embodiments, the mammal being treated is not suffering from bone metastasis. In some embodiments, the mammal being treated is not suffering from cancer. In some embodiments, the mammal being treated is not suffering from osteoporosis.

For example, a subject composition may be administered orally to relieve musculoskeletal pain including low back pain, and pain associated with rheumatoid arthritis, juvenile rheumatoid arthritis, osteoarthritis, erosive osteoarthritis, sero-negative (non-rheumatoid) arthropathies, non-articular rheumatism, peri-articular disorders, axial spondyloarthritis including ankylosing spondylitis, Paget's disease, fibrous dysplasia, SAPHO syndrome, transient osteoarthritis of the hip, vertebral crush fractures, osteoporosis, etc. In some embodiments, enhanced bioavailability of the zoledronic acid may be achieved in treating one of these conditions by administering a dosage form comprising a subject composition, wherein the zoledronic acid is in the form of a disodium salt. This may allow a reduced molar amount of the disodium salt of zoledronic acid to be used as compared to what would be used with the diacid form.

In some embodiments, a subject composition may also be administered orally to relieve neuropathic pain, including diabetic peripheral neuropathy, post-herpetic neuralgia, trigeminal neuralgia, monoradiculopathies, phantom limb pain, and central pain. Other causes of neuropathic pain include cancer-related pain, lumbar nerve root compression, spinal cord injury, post-stroke pain, central multiple sclerosis pain, HIV-associated neuropathy, and radio-therapy or chemo-therapy associated neuropathy. In some embodiments, enhanced bioavailability of the zoledronic acid may be achieved in treating one of these conditions by administering a dosage form comprising a subject composition, wherein the zoledronic acid is in the form of a disodium salt. This may allow a reduced molar amount of the disodium salt of zoledronic acid to be used as compared to what would be used with the diacid form.

In some embodiments, a subject composition may be administered orally to relieve inflammatory pain including musculoskeletal pain, arthritis pain, and complex regional pain syndrome. In some embodiments, enhanced bioavailability of the zoledronic acid may be achieved in treating one of these conditions by administering a dosage form comprising a subject composition in the form of a disodium salt. This may allow a reduced molar amount of the disodium salt to be used as compared to what would be used with the diacid form.

Examples of musculoskeletal pain include low back pain, pain associated with vertebral crush fractures, fibrous dysplasia, osteogenesis imperfecta, Paget's disease of bone, transient osteoporosis, and transient osteoporosis of the hip.

Arthritis refers to inflammatory joint diseases that can be associated with pain. Examples of arthritis pain include pain associated with osteoarthritis, erosive osteoarthritis, rheumatoid arthritis, juvenile rheumatoid arthritis, sero-negative (non-rheumatoid) arthropathies, non-articular rheumatism, peri-articular disorders, neuropathic arthropathies including Charcot's foot, axial spondyloarthritis including ankylosing spondylitis, and SAPHO syndrome.

In some embodiments, a human being that is treated for an inflammatory condition such as arthritis by a subject composition has an age of about 10 years to about 90 years, about 20 years to about 80 years, about 30 years to about 75 years old, about 40 years to about 70 years, about 1 year to about 16 years, or about 80 years to about 95 years.

In some embodiments, a human being that is treated for an inflammatory condition such as arthritis by an oral dosage form of a subject composition has suffered from the arthritis for at least 1 month, at least 2 months, at least 6 months, or at least 1 year.

In some embodiments, the inflammatory condition such as arthritis affects, a knee, an elbow, a wrist, a shoulder, or a hip.

In some embodiments, a subject composition may be administered orally to relieve complex regional pain syndrome, such as complex regional pain syndrome type I (CRPS-I), complex regional pain syndrome type II (CRPS-II), CRPS-NOS, or another type of CRPS. CRPS is a type of inflammatory pain. CRPS can also have a neuropathic component.

Complex regional pain syndrome is a debilitating pain syndrome. It is characterized by severe pain in a limb accompanied by edema, and autonomic, motor and sensory changes.

With respect to use of a subject composition for relieving pain associated with an inflammatory condition, relief of pain can be short-term, e.g. for a period of hours after administration of the dosage form, and/or relief of pain can

be long-term, e.g. lasting for days, weeks, or even months after oral administration of a subject composition. In some embodiments, a mammal, such as a human being, experiences significant pain relief at least about 3 hours, at least about 6 hours, at least about 12 hours, at least about 24 hours, at least about 48 hours, at least about one week, at least about 2 weeks, or at least about 3 weeks after administration of an oral dosage form comprising a subject composition. In some embodiments, a mammal, such as a human being, experiences significant pain relief during at least part of the time from about 3 hours to about 2 weeks, about 3 hours to about 3 weeks, about 3 hours to about 24 hours, about 6 hours to about 2 weeks, or about 6 hours to about 24 hours, about 3 days to about 2 weeks, about 6 days to about 2 weeks, after administration of an oral dosage form comprising a subject composition.

With respect to the treatment of any condition recited herein, in some embodiments a first oral dosage form comprising a subject composition is administered and a second oral dosage form comprising a subject composition is administered. The timing of the administration of the two dosage forms may be such that, with respect to the first oral dosage form, the second oral dosage form is administered at $5 \times T_{max}$ or greater (e.g., if T_{max} is 1 hour, at 5 hours or later), at least $10 \times T_{max}$ or greater, at least about $15 \times T_{max}$ or greater, at least about $20 \times T_{max}$ or greater, at least about $50 \times T_{max}$ or greater, or at least about $200 \times T_{max}$ or greater, wherein T_{max} is the time of maximum plasma concentration of zoledronic acid after administration the first oral dosage form.

Some embodiments include treatment of a condition recited herein, such as inflammatory pain, arthritis, or complex regional pain syndrome, wherein the treatment comprises either: administering only one dosage form to a mammal to treat the condition, or administering a first dosage form to the mammal, followed by administering a second dosage form to the mammal. If two or more dosage forms are administered, in some embodiments, the second oral dosage form is administered before the maximum pain relieving effect of the first oral dosage form is achieved, or before a peak in the pain relieving effect of the first oral dosage form is experienced, by a mammal receiving the dosage form. In some embodiments, the second oral dosage form is administered before an observable pain relieving effect is achieved. In some embodiments, the second dosage form is administered about 12 hours to about 60 days, about 24 hours to about 28 days, about 24 hours to about 7 days, about 24 hours to about 14 days, or about 24 hours to about 21 days, after the first dosage form is administered.

Some embodiments include treatment of a condition recited herein, such as inflammatory pain, arthritis, or complex regional pain syndrome, wherein the treatment comprises administering a first dosage form to the mammal, followed by administering a second dosage form to the mammal, wherein the second dosage form is administered after the maximum pain relieving effect of the first oral dosage form is achieved, and the second oral dosage form is administered while the mammal is still experiencing pain relief from the first oral dosage form, or while the pain relieving effect from the first oral dosage form is observable. In some embodiments, the second dosage form is administered about 12 hours to about 60 days, about 24 hours to about 28 days, about 24 hours to about 7 days, about 24 hours to about 14 days, or about 24 hours to about 21 days, after the first dosage form is administered.

5

A subject composition may also be administered orally to relieve cancer-related pain, including pain associated with multiple myeloma and bone metastases from solid tumors. In some embodiments, a subject composition is used to treat pain that is not cancer-related pain. For example, a subject composition may be used to treat pain that is not associated with multiple myeloma, bone metastasis from solid tumors, hypercalcemia of malignancy, giant cell tumor of bone, blood cancers or leukemias, or solid tumors or cancers. In some embodiments, enhanced bioavailability of the zoledronic acid may be achieved in treating one of these conditions by administering a subject composition. This may allow a reduced molar amount of the disodium salt to be used as compared to what would be used with the diacid form.

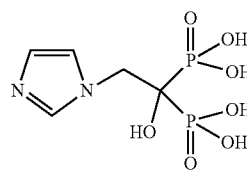
In addition to relieving pain, oral administration of a subject composition may also be useful to treat diseases or conditions that may or may not include a pain component. For example, a subject composition may be useful to treat any of the pain conditions or types of conditions listed above, including treatment that does not simply relieve the pain of those conditions, and treatment that is carried out in such a way that the condition is treated without pain relief occurring. In addition to any pain relief a subject composition may or may not provide, a subject composition may be used to treat a disease or condition such as a metabolic disease or condition; an inflammatory disease or condition, including an inflammatory disease or condition that is not associated with pain; a cancer disease or condition; a neurological disease or condition; etc. In some embodiments, enhanced bioavailability of the zoledronic acid may be achieved in treating one of these conditions by administering a dosage form comprising a subject composition. This may allow a reduced molar amount of the disodium salt to be used as compared to what would be used with the diacid form.

In some embodiments, oral administration of a subject composition may also be useful to treat complex regional pain syndrome, rheumatoid arthritis, osteoarthritis, erosive osteoarthritis, axial spondyloarthritis including ankylosing spondylitis, acute vertebral crush fracture, fibrous dysplasia, SAPHO syndrome, osteoporosis, transient osteoporosis, or transient osteoporosis of the hip. In some embodiments, enhanced bioavailability of the zoledronic acid may be achieved in treating one of these conditions by administering a dosage form comprising a subject composition, wherein the zoledronic acid is in a disodium salt form. This may allow a reduced molar amount of the disodium salt to be used as compared to what would be used with the diacid form.

In some embodiments, oral administration of a subject composition may also be useful to treat hypercalcemia of malignancy, multiple myeloma, bone metastases from solid tumors, Paget's disease of bone, giant cell tumor of bone, blood cancers or leukemias, or solid tumors or cancers. In some embodiments, enhanced bioavailability of the zoledronic acid may be achieved in treating one of these conditions by administering a dosage form comprising a subject composition, wherein the zoledronic acid is in the form of a disodium salt. This may allow a reduced molar amount of the disodium salt to be used as compared to what would be used with the diacid form.

Zoledronic acid has the structure shown below, and is also referred to as zoledronate.

6

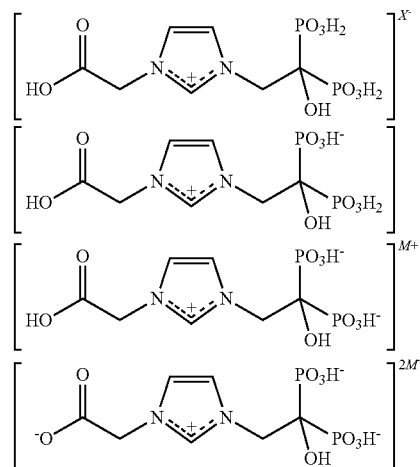


Zoledronic acid

Unless otherwise indicated, any reference to a compound herein, such as a subject composition, zoledronic acid, Compound 1 or Compound 2, by structure, name, or any other means, includes pharmaceutically acceptable salts, such as the disodium salt; alternate solid forms, such as polymorphs, solvates, hydrates, etc.; tautomers; or any other chemical species that may rapidly convert to a compound described herein under conditions in which the compounds are used as described herein.

In some embodiments, zoledronic acid is in a composition or dosage form comprising a salt form, such as a salt of a dianion of zoledronic acid. In some embodiments, zoledronic acid is administered in a dosage form comprising a disodium salt form of zoledronic acid. In some embodiments, zoledronic acid is administered as a subject composition. In some embodiments, zoledronic acid is administered in a sodium salt form, such as a monosodium salt, a disodium salt, a trisodium salt, etc. In some circumstances, use of the disodium salt may be desirable. For example, the disodium salt is much more soluble in water than the diacid form. As a result, in some processes, the disodium salt can be easier to work with than the diacid form. Additionally, the sodium salt may be more bioavailable and/or more rapidly absorbed when taken orally as compared to the diacid form.

Examples of salts of Compound 1 are shown below:



wherein X^- is any suitable anion, e.g. F^- , Br^- , Cl^- , I^- , acetate, etc.; and M^+ is any suitable cation, e.g. Na^+ , K^+ , NH_4^+ , etc.

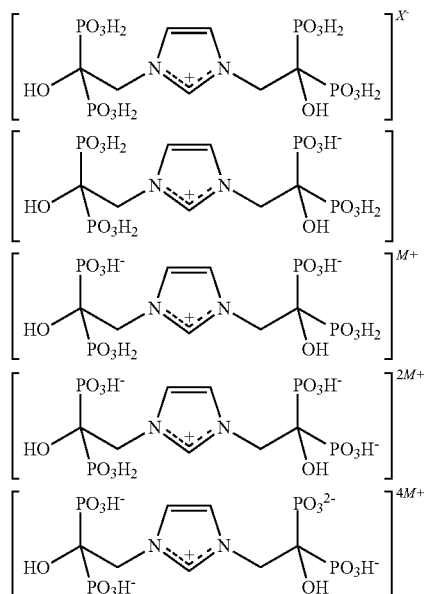
In some embodiments, Compound 1 is administered in a dosage form comprising a salt form, such as a salt of a dianion of Compound 1. In some embodiments, Compound 1 is administered in a dosage form comprising a disodium salt form of Compound 1. In some embodiments, Compound 1 is administered in a sodium salt form, such as a monoso-

7

dium salt, a disodium salt, a trisodium salt, etc. In some circumstances, use of the disodium salt may be desirable.

Compound 1 can be present in any amount, such as less than about 100% w/w, less than about 50% w/w, less than about 20% w/w, less than about 10% w/w, less than about 1% w/w, less than about 0.1% w/w, less than about 0.07% w/w, less than about 0.05% w/w, less than about 0.04% w/w, less than about 0.03% w/w, less than about 0.02% w/w; and/or greater than 0% w/w, at least about 0.0000001% w/w, at least about 0.000001% w/w, or at least about 0.00001% w/w, based upon the total amount of zoledronic acid, Compound 1, and Compound 2 present in the composition.

Examples of salts of Compound 2 are shown below:



wherein X^- is any suitable anion, e.g. F^- , Br^- , Cl^- , I^- , acetate, etc.; and M^+ is any suitable cation, e.g. Na^+ , K^+ , NH_4^+ , etc.

In some embodiments, Compound 2 is administered in a dosage form comprising a salt form, such as a salt of a dianion of Compound 2. In some embodiments, Compound 2 is administered in a dosage form comprising a disodium salt form of Compound 2. In some embodiments, Compound 2 is administered in a sodium salt form, such as a monosodium salt, a disodium salt, a trisodium salt, etc. In some circumstances, use of the disodium salt may be desirable.

Compound 2 can be present in any amount, such as less than about 100% w/w, less than about 50% w/w, less than about 20% w/w, less than about 10% w/w, less than about 1% w/w, less than about 0.3%, less than about 0.2%, less than about 0.1% w/w, less than about 0.08% w/w, less than about 0.07% w/w, less than about 0.05% w/w, less than about 0.04% w/w, less than about 0.03% w/w, less than about 0.02% w/w; and/or greater than 0% w/w, at least about 0.0000001% w/w, at least about 0.000001% w/w, or at least about 0.00001% w/w, based upon the total amount of zoledronic acid, Compound 1, and Compound 2 present in the composition.

In some embodiments, Compound 1 and Compound 2 are present in an amount that is less than 0.1% w/w,

The oral bioavailability of zoledronic acid in a subject composition may be enhanced by orally administering the zoledronic acid in the disodium salt form. For example, the

8

bioavailability of zoledronic acid may be improved by at least about 10%, at least about 20%, at least about 30%, at least about 50%, and/or up to about 100%, or up to about 200%, as compared to administration of zoledronic acid in the diacid form.

Because of the improved bioavailability of the disodium salt a dosage form may contain, or a mammal, such as a human being, may receive, on a molar basis, less of the disodium salt form of zoledronic acid than would otherwise be administered of the diacid form of zoledronic acid. For example, a dosage form may contain, or a mammal may receive, at least about 10 mole % less, at least about 20 mole % less, at least about 40 mole % less, at least about 50 mole % less, and/or up to about 90 mole % less or 95 mole % less, of the disodium salt form as compared to the amount of the diacid form of zoledronic acid that would otherwise be administered, such as a molar amount that would be administered of zoledronic acid in the diacid form in order to achieve the same plasma levels of zoledronic acid.

In some embodiments, a dosage form contains, or a mammal (such as a human being) is administered, an amount of the disodium salt form of zoledronic acid, on a molar basis, that has a value of about $0.8n_d$ to about $1.2n_d$ or about $0.9n_d$ to about $1.1n_d$, wherein:

$$n_d = (b_d/b_a)(n_a)$$

wherein b_d is the bioavailability of the diacid form, b_a is the bioavailability of the disodium salt form, and n_d is the number of moles of the diacid that would be administered in a dosage form containing the diacid form of zoledronic acid. For example, if the diacid form has a bioavailability (b_a) of 0.01 and the disodium salt form has a bioavailability (b_d) of 0.015, and a dosage form would normally contain 0.001 moles of the diacid, n_d would be $(0.01/0.015)(0.001)$ moles, or about 0.00067 moles. In some embodiments, the disodium salt is administered in an amount that has a value of about n_d .

With respect to oral dosage forms comprising a reduced molar amount of the disodium salt of zoledronic acid as compared to the diacid form of zoledronic acid, in some embodiments, the bioavailability of the zoledronic acid in the disodium salt form is sufficiently high that, if the drug is administered to a mammal, at least as much zoledronic acid is present in the blood of the mammal as would be present if zoledronic acid were administered in the diacid form.

With respect to oral dosage forms comprising the disodium salt form of zoledronic acid, in some embodiments, the disodium salt form is present in a lower molar amount than would be present if the zoledronic acid were in the diacid form; and the zoledronic acid in the disodium salt form has an improved bioavailability as compared to the zoledronic acid in the diacid form to the extent that the lower molar amount of the disodium salt in the dosage form does not reduce the amount of zoledronic acid delivered to the plasma of a mammal.

In some embodiments, the zoledronic acid in the disodium salt form is present in an amount such that the oral dosage form provides an area under the plasma concentration curve of zoledronic acid of about 4 ng·h/mL to about 2000 ng·h/mL to the mammal each time the zoledronic acid in the disodium salt is administered.

In some embodiments, the zoledronic acid in the disodium salt form is present in an amount such that the oral dosage form provides an area under the plasma concentration curve of zoledronic acid of about 100 ng·h/mL to about 2000 ng·h/mL, about 100 ng·h/mL to about 1000 ng·h/mL, about 500 ng·h/mL to about 1000 ng·h/mL, or about 500

ng·h/mL to about 700 ng·h/mL in the mammal to which the dosage form is administered. This amount may be suitable for administration of the oral dosage form about every 3 to 4 weeks.

In some embodiments, the zoledronic acid in the disodium salt form is present in an amount such that the oral dosage form provides an area under the plasma concentration curve of zoledronic acid of about 20 ng·h/mL to about 700 ng·h/mL, about 50 ng·h/mL to about 500 ng·h/mL, or about 100 ng·h/mL to about 200 ng·h/mL, in the mammal to which the dosage form is administered. This amount may be suitable for weekly administration of the oral dosage, or for administration of 3 to 5 individual dosages during a month. The individual dosages could be given at regular intervals, given during the first week, or at any other schedule that provides 3 to 5 dosages during the month.

In some embodiments, the zoledronic acid in the disodium salt form is present in an amount such that the oral dosage form provides an area under the plasma concentration curve of zoledronic acid of about 4 ng·h/mL to about 100 ng·h/mL, about 10 ng·h/mL to about 50 ng·h/mL, or about 10 ng·h/mL to about 30 ng·h/mL, in the mammal to which the dosage form is administered. This amount may be suitable for daily administration of the oral dosage form.

Oral administration of a subject composition, particularly oral administration of a subject composition comprising the disodium salt form of zoledronic acid, can result in more sustained plasma levels of the drug as compared to parenteral modes of administration, such intravenous or subcutaneous. For example, the amount of zoledronic acid in the plasma can be significantly higher for oral administration of the disodium salt about 12 hours, about 24 hours, about 36 hours, about 48 hours, or about 72 hours, or longer, after administration.

In some embodiments, zoledronic acid in an orally administered subject composition has a 12 hour sustained plasma factor of about 5 or higher or about 10 or higher, such as about 10 to about 100, about 20 to about 50, or about 30 to about 40.

In some embodiments, zoledronic acid in an orally administered subject composition has a 24 hour sustained plasma factor of about 3 or higher or about 5 or higher, such as about 5 to about 50, about 10 to about 20, or about 12 to about 15.

In some embodiments, zoledronic acid in an orally administered subject composition has a 36 hour sustained plasma factor of about 3 or higher or about 5 or higher, such as about 5 to about 30, about 5 to about 15, or about 9 to about 13.

In some embodiments, zoledronic acid in an orally administered subject composition has a 48 hour sustained plasma factor of about 3 or higher or about 5 or higher, such as about 5 to about 30, about 5 to about 15, or about 8 to about 12.

In some embodiments, zoledronic acid in an orally administered subject composition has a 72 hour sustained plasma factor of about 3 or higher or about 5 or higher, such as about 5 to about 30, about 5 to about 15, or about 8 to about 12.

In some embodiments, zoledronic acid in an orally administered subject composition has a 24 hour sustained plasma level factor of about 1 or higher, such as about 1 to about 10, about 1 to about 5, about 3 to about 5, or about 3 to about 4. In some embodiments, a zoledronic acid in an orally administered subject composition has a 12 hour sustained plasma level factor, a 24 hour sustained plasma level factor, 36 hour sustained plasma level factor, a 48 hour sustained plasma level factor, or a 72 hour sustained plasma level factor that is higher, such as at least 1.2 times, at least about 2 times, at least about 5 times, about 1.2 times to about 20 times, about 2 times to about 15 times, about 5 times to about

10 times, or about 8 to about 15 times that of intravenously administered zoledronic acid. A "sustained plasma level factor," p_f is determined by the equation:

$$p_f = 1000(C_f/C_{max})$$

wherein C_{max} is the maximum plasma concentration of zoledronic acid after it is administered and C_t is the plasma concentration of zoledronic acid at the time of interest, such as 24 hours. For parenteral administration, the C_{max} can be about the C_0 , or the concentration right after injection of the entire amount of the drug into the body. Sustained plasma level factors can also be obtained for other times, such as 48 hours, by using the plasma concentration of zoledronic acid for C_t in the equation above. For example, if the maximum plasma level of zoledronic acid after administration is 1000 ng/mL and the plasma level of zoledronic acid at 24 hours is 1 ng/mL, the 24 hour sustained plasma level factor is 1.

In some embodiments, the disodium salt form of zoledronic acid provides an enhancement to bioavailability, as compared to the diacid form of zoledronic acid, which adds to any enhancement to bioavailability provided by any bioavailability-enhancing agents in the dosage form. In some embodiments, the disodium salt form of zoledronic acid provides an enhancement to bioavailability, as compared to the diacid form of zoledronic acid, which is greater than any enhancement to bioavailability provided by any bioavailability-enhancing agents in the dosage form. In some embodiments, the disodium salt form of zoledronic acid may be administered in a dosage form that is substantially free of bioavailability-enhancing agents.

In some embodiments, a dosage form comprising a subject composition is a solid.

In some embodiments, a subject composition is used to treat an inflammatory condition.

In some embodiments, a subject composition is used to treat arthritis.

In some embodiments, a subject composition is used to treat complex regional pain syndrome.

In some embodiments, zoledronic acid is in a form that has an aqueous solubility, meaning the solubility in water, greater than 1% (w/v), about 5% (w/v) to about 50% (w/v), about 5% (w/v) to about 20% (w/v), about 10% (w/v) to about 15% (w/v), or about 12% (w/v) to about 13% (w/v).

The disodium salt form of zoledronic acid can be more compressible than the diacid form of zoledronic acid. This can make it easier for a dosage form to have a desired hardness. It can also make it easier to increase the drug load, so that a smaller tablet can be given for a given dosage strength. In some embodiments, a solid dosage form of zoledronic acid, such as the diacid form of zoledronic acid or the disodium salt form of zoledronic acid, can have a hardness of about 5 kPa to about 20 kPa or about 5 kPa to about 14 kPa.

Zoledronic acid, and Compound 1 and/or Compound 2, may be combined with a pharmaceutical carrier selected on the basis of the chosen route of administration and standard pharmaceutical practice as described, for example, in Remington's Pharmaceutical Sciences, 2005, the disclosure of which is hereby incorporated herein by reference, in its entirety. The relative proportions of active ingredient and carrier may be determined, for example, by the solubility and chemical nature of the compounds, chosen route of administration and standard pharmaceutical practice.

A subject composition may be administered by any means that may result in the contact of the active agent(s) with the desired site or site(s) of action in the body of a patient. The compounds may be administered by any conventional means

available for use in conjunction with pharmaceuticals, either as individual therapeutic agents or in a combination of therapeutic agents. For example, zoledronic acid, and Compound 1 and/or Compound 2, may be administered as the only active agents in a pharmaceutical composition, or they can be used in combination with other therapeutically active ingredients.

A subject composition may be administered to a human patient in a variety of forms adapted to the chosen route of administration, e.g., orally, rectally, or parenterally. Parenteral administration in this respect includes, but is not limited to, administration by the following routes: pulmonary, intrathecal, intraarticular, intravenous, intramuscular, subcutaneous, intraocular, intrasynovial, transepithelial including transdermal, sublingual and buccal; topically; nasal inhalation via insufflation; and rectal systemic.

The effective amount of a subject composition will vary depending on various factors known to the treating physicians, such as the severity of the condition to be treated, route of administration, formulation and dosage forms, physical characteristics of the bisphosphonate compound used, and age, weight and response of the individual patients.

The amount of zoledronic acid in a subject composition may vary. For example, some liquid compositions may comprise about 0.0001% (w/v) to about 50% (w/v), about 0.01% (w/v) to about 20% (w/v), about 0.01% to about 10% (w/v), about 0.001% (w/v) to about 1% (w/v), about 0.1% (w/v) to about 0.5% (w/v), about 1% (w/v) to about 3% (w/v), about 3% (w/v) to about 5% (w/v), about 5% (w/v) to about 7% (w/v), about 7% (w/v) to about 10% (w/v), about 10% (w/v) to about 15% (w/v), about 15% (w/v) to about 20% (w/v), about 20% (w/v) to about 30% (w/v), about 30% (w/v) to about 40% (w/v), or about 40% (w/v) to about 50% (w/v) of zoledronic acid.

Some solid subject compositions may comprise at least about 5% (w/w), at least about 10% (w/w), at least about 20% (w/w), at least about 50% (w/w), at least about 70% (w/w), at least about 80%, about 10% (w/w) to about 30% (w/w), about 10% (w/w) to about 20% (w/w), about 20% (w/w) to about 30% (w/w), about 30% (w/w) to about 50% (w/w), about 30% (w/w) to about 40% (w/w), about 40% (w/w) to about 50% (w/w), about 50% (w/w) to about 80% (w/w), about 50% (w/w) to about 60% (w/w), about 70% (w/w) to about 75% (w/w), about 70% (w/w) to about 80% (w/w), or about 80% (w/w) to about 90% (w/w) of zoledronic acid.

Any suitable amount of zoledronic acid may be used. Some solid or liquid oral dosage forms, or units of oral dosage forms comprising a subject composition (referred to collectively herein as "oral dosage form(s)") may contain about 0.005 mg to about 20 mg, about 0.1 mg to about 10 mg, about 0.5 mg to about 10 mg, about 0.2 mg to about 5 mg, about 1 mg to about 500 mg, about 1 mg to about 50 mg, about 10 mg to about 250 mg, about 100 mg to about 300 mg, about 20 mg to about 200 mg, about 20 mg to about 150 mg, about 30 mg to about 100 mg, about 1 mg to about 1,000 mg, about 10 mg to about 50 mg, about 10 mg to about 300 mg, about 10 mg to about 150 mg, about 10 mg to about 100 mg, about 40 mg to about 150 mg, about 10 mg to about 600 mg, about 40 mg to about 600 mg, about 40 mg to about 2000 mg, about 40 mg to about 800 mg, about 25 mg to about 800 mg, about 30 mg to about 800 mg, about 10 mg to about 500 mg, about 50 mg to about 150 mg, about 50 mg, about 100 mg, about 50 mg to about 500 mg, about 100 mg to about 2000 mg, about 300 mg to about 1500 mg, about 200 mg to about 1000 mg, about 100 mg to about 500 mg,

or about 150 mg of zoledronic acid, or any amount of zoledronic acid in a range bounded by, or between, any of these values. In some embodiments, the oral dosage form is administered daily, weekly, monthly, every two or three months, once a year, or twice a year.

In some embodiments, an oral dosage form may contain about 10 mg/m² to about 20 mg/m², about 15 mg/m² to about 20 mg/m², about 18 mg/m², about 80 mg/m² to about 150 mg/m², about 90 mg/m² to about 150 mg/m², about 100 mg/m² to about 150 mg/m² of zoledronic acid, or any amount of zoledronic in a range bounded by, or between, any of these values. All dosage ranges or amounts expressed in mg/m² are based upon the body surface area of the mammal.

In some embodiments the daily oral dose of zoledronic acid is about 0.005 mg to about 20 mg, about 0.1 mg to about 10 mg, about 0.5 mg to about 10 mg, about 0.2 mg to about 5 mg, or any amount of zoledronic acid in a range bounded by, or between, any of these values. In some embodiments, the daily oral dose of zoledronic acid is less than about 35 mg/m², less than about 30 mg/m², less than about 25 mg/m², about 1 mg/m² to about 35 mg/m², about 1 mg/m² to about 30 mg/m², about 1.5 mg/m² to about 25 mg/m², about 1.8 mg/m² to about 20 mg/m², about 10 mg/m² to about 20 mg/m², about 10 mg/m² to about 30 mg/m², about 15 mg/m² to about 20 mg/m², about 18 mg/m², or any amount of zoledronic acid in a range bounded by, or between, any of these values.

In some embodiments the weekly oral dose of zoledronic acid is about 1 mg to about 1000 mg, about 1 mg to about 500 mg, about 10 mg to about 250 mg, about 100 mg to about 300 mg, about 10 mg to about 100 mg, about 10 mg to about 150 mg, about 10 mg to about 100 mg, about 10 mg to about 300 mg, about 20 mg to about 150 mg, or about 30 mg to about 100 mg. In some embodiments, the weekly oral dose of zoledronic acid is less than about 250 mg/m², less than about 200 mg/m², less than about 175 mg/m², about 6 mg/m² to about 250 mg/m², about 10 mg/m² to about 210 mg/m², about 10 mg/m² to about 170 mg/m², about 4 mg/m² to about 140 mg/m², about 100 mg/m² to about 140 mg/m², about 126 mg/m², or any amount of zoledronic acid in a range bounded by, or between, any of these values. The weekly oral dose may be given as a single dose, given once during the week, or may be given in 2, 3, 4, 5, 6, or 7 individual doses during the week.

In some embodiments, the monthly dose of zoledronic acid, or the amount of zoledronic acid that is administered over a period of a month, is about 5000 mg or less, about 4000 mg or less, about 3000 mg or less, about 2000 mg or less, about 1000 mg or less, about 700 mg or less, about 600 mg or less, about 1 mg to about 4,000 mg, about 1 mg to about 1,000 mg, about 10 mg to about 1000 mg, about 50 mg to about 1000 mg, about 10 mg to about 600 mg, about 40 mg to about 600 mg, about 50 mg to about 600 mg, or about 100 mg to about 600 mg, about 40 mg to about 2000 mg, about 40 mg to about 800 mg, about 50 mg to about 800 mg, or about 100 mg to about 800 mg, about 40 mg to about 1000 mg, about 50 mg to about 1000 mg, or about 100 mg to about 1000 mg, or any monthly dose in a range bounded by, or between, any of these values. In some embodiments, the monthly oral dose of zoledronic acid is less than about 1000 mg/m², less than about 800 mg/m², less than about 600 mg/m², about 10 mg/m² to about 1000 mg/m², about 50 mg/m² to about 800 mg/m², about 70 mg/m² to about 700 mg/m², about 100 mg/m² to about 700 mg/m², about 100 mg/m² to about 600 mg/m², about 50 mg/m² to about 200 mg/m², about 300 mg/m² to about 600 mg/m², about 450 mg/m² to about 600 mg/m², about 300 mg/m² to about 1000

13

mg/m², about 400 mg/m² to about 1000 mg/m², about 500 mg/m² to about 1000 mg/m², about 400 mg/m² to about 700 mg/m², about 500 mg/m² to about 600 mg/m², about 540 mg/m², or any amount of zoledronic acid in a range bounded by, or between, any of these values. A monthly dose may be given as a single dose, or as two or more individual doses administered during the month. In some embodiments, the monthly dose is administered in 2 or 3 weekly doses. In some embodiments, the monthly dose is administered in 4 or 5 weekly doses. In some embodiments, the monthly dose is administered in 28 to 31 daily doses. In some embodiments, the monthly dose is administered in 5 to 10 individual doses during the month. The monthly dose may be administered for only 1 month, or may be repeatedly administered for 2 or more months.

A subject composition, may be administered in combination with about 0.1 mg to about 10 mg of zoledronic acid, or a salt thereof, administered parenterally, such as intravenously. In some embodiments, about 50 mg, about 100 mg, or about 150 mg of the disodium salt of zoledronic acid is administered orally in combination with 1 mg parenteral, such as intravenous, zoledronic acid. In some embodiments the parenteral dose of zoledronic acid is about 0.25 mg to about 25 mg, about 0.25 mg to about 10 mg, or about 0.5 mg to about 7.5 mg.

With respect to oral administration of a subject composition, for the treatment of pain associated with inflammation, arthritis, CRPS, or any other condition recited herein, it may be helpful if the mammal or human being to which a subject composition is administered does not eat food or drink beverage, (other than any water required to swallow the oral dosage form) for at least about 1 hour, at least about 2 hours, at least about 4 hours, at least about 6 hours, at least about 8 hours, at least about 10 hours, or at least about 12 hours before the subject composition is administered. It may also be helpful if the mammal or human being to which the subject composition is administered does not eat food or drink beverage for at least about 30 minutes, at least about 1 hour, at least about 2 hours, at least about 3 hours, or at least about 4 hours after the subject composition is administered. In some embodiments, a human being to which the subject composition is administered avoids lying down, or remains upright or sits upright, for at least about 30 minutes or about 1 hour after receiving a dosage form containing the subject composition. Avoiding food or beverage before or after oral administration of a subject composition can improve the bioavailability of the zoledronic acid.

The oral bioavailability of zoledronic acid in a dosage form can vary. Some dosage forms may have ingredients added to enhance the bioavailability. However, bioavailability enhancement is not necessary for an oral dosage form to be effective. In some embodiments, the dosage form is substantially free of bioavailability-enhancing agents. In some embodiments, an oral dosage form may have an oral bioavailability of zoledronic acid of about 0.01% to about 10%, about 0.1% to about 7%, about 0.1% to about 5%, etc. Without ingredients or other methods to enhance bioavailability, zoledronic acid typically has a low bioavailability in an oral dosage form. In some embodiments, the oral bioavailability of zoledronic acid is unenhanced or substantially unenhanced. For example, the oral bioavailability of zoledronic acid can be about 0.01% to about 5%, about 0.01% to about 4%, about 0.1% to about 3%, about 0.1% to about 2%, about 0.2% to about 2%, about 0.2% to about 1.5%, about 0.3% to about 1.5%, about 0.3% to about 1%, about 0.1% to about 0.5%, about 0.3% to about 0.5%, about 0.5% to about 1%, about 0.6% to about 0.7%, about 0.7% to about

14

0.8%, about 0.8% to about 0.9%, about 0.9%, about 1% to about 1.1%, about 1.1% to about 1.2%, about 1.2% to about 1.3%, about 1.3% to about 1.4%, about 1.4% to about 1.5%, about 1.5% to about 1.6%, about 1.6% to about 1.8%, about 1.8% to about 2%, about 1% to about 3%, about 1% to about 2%, about 1.5% to about 3%, about 2% to about 3%, or about 1.8% to about 2.3%.

Some embodiments include an oral dosage form comprising a subject composition, wherein the oral bioavailability of zoledronic acid in the dosage form is from about 0.01% to about 10%.

In some embodiments, the oral bioavailability of zoledronic acid in a dosage form is about 0.01% to about 5%.

In some embodiments, the oral bioavailability of zoledronic acid in a dosage form is about 0.1% to about 7%.

In some embodiments, the oral bioavailability of zoledronic acid in a dosage form is about 0.1% to about 5%.

In some embodiments, the oral bioavailability of zoledronic acid in a dosage form is about 0.1% to about 3%.

In some embodiments, the oral bioavailability of zoledronic acid in a dosage form is about 0.1% to about 2%.

In some embodiments, the oral bioavailability of zoledronic acid in a dosage form is about 0.2% to about 2%.

In some embodiments, the oral bioavailability of zoledronic acid in a dosage form is about 0.2% to about 1.5%.

In some embodiments, the oral bioavailability of zoledronic acid in a dosage form is about 0.3% to about 1.5%.

In some embodiments, the oral bioavailability of zoledronic acid in a dosage form is about 0.3% to about 1.0%.

In some embodiments, an oral dosage form comprises about 10 mg to about 300 mg of zoledronic acid, and is administered daily for about 2 to about 15 consecutive days. This regimen may be repeated once monthly, once every two months, once every three months, once every four months, once every five months, once every six months, once yearly, or once every two years.

In some embodiments, an oral dosage form comprises about 10 mg to about 150 mg or about 10 mg to about 100 mg of zoledronic acid, and is administered daily for about 2 to about 15 consecutive days. This regimen may be repeated once monthly, once every two months, once every three months, once every four months, once every five months, once every six months, once yearly, or once every two years.

In some embodiments, an oral dosage form comprises about 10 mg to about 150 mg or about 10 mg to about 100 mg of zoledronic acid, and is administered daily for about 5 to about 10 consecutive days. This regimen may be repeated once monthly, once every two months, once every three months, once every four months, once every five months, once every six months, once yearly, or once every two years.

In some embodiments, an oral dosage form comprises about 40 mg to about 150 mg of zoledronic acid, and is administered daily for about 5 to about 10 consecutive days. This regimen may be repeated once monthly, once every two months, once every three months, once every four months, once every five months, once every six months, once yearly, or once every two years.

In some embodiments, the oral zoledronic acid may be administered as one dose of about 100 mg to about 2000 mg. In some embodiments, the oral zoledronic acid may be administered as one dose of about 300 mg to about 1500 mg. In some embodiments, the oral zoledronic acid may be administered as one dose of about 200 mg to about 1000 mg. The dose of zoledronic acid may be administered in a single or divided dose.

Zoledronic acid in combination with Compound 1 and/or Compound 2 may be formulated for oral administration, for

example, with an inert diluent or with an edible carrier, or it may be enclosed in hard or soft shell gelatin capsules, compressed into tablets, or incorporated directly with the food of the diet. For oral therapeutic administration, the compounds may be incorporated with an excipient and used in the form of ingestible tablets, buccal tablets, coated tablets, troches, capsules, elixirs, dispersions, suspensions, solutions, syrups, wafers, patches, and the like.

Tablets, troches, pills, capsules and the like may also contain one or more of the following: a binder such as gum tragacanth, acacia, corn starch or gelatin; an excipient, such as dicalcium phosphate; a disintegrating agent such as corn starch, potato starch, alginic acid and the like; a lubricant such as magnesium stearate; a sweetening agent such as sucrose, lactose or saccharin; or a flavoring agent such as peppermint, oil of wintergreen or cherry flavoring. When the unit dosage form is a capsule, it may contain, in addition to materials of the above type, a liquid carrier. Various other materials may be present as coating, for instance, tablets, pills, or capsules may be coated with shellac, sugar or both. A syrup or elixir may contain the active compound, sucrose as a sweetening agent, methyl and propylparabens as preservatives, a dye and flavoring, such as cherry or orange flavor. It may be desirable for material in a dosage form or pharmaceutical composition to be pharmaceutically pure and substantially non toxic in the amounts employed.

Some compositions or dosage forms may be a liquid, or may comprise a solid phase dispersed in a liquid.

Zoledronic acid may be formulated for parental or intraperitoneal administration. Solutions of the active compounds as free acids or pharmacologically acceptable salts can be prepared in water suitably mixed with a surfactant, such as hydroxypropylcellulose. A dispersion can also have an oil dispersed within, or dispersed in, glycerol, liquid polyethylene glycols, and mixtures thereof. Under ordinary conditions of storage and use, these preparations may contain a preservative to prevent the growth of microorganisms.

In some embodiments, an oral dosage form may comprise a silicified microcrystalline cellulose such as Prosolv. For example, about 20% (wt/wt) to about 70% (wt/wt), about 10% (wt/wt) to about 20% (wt/wt), about 20% (wt/wt) to about 40% (wt/wt), about 25% (wt/wt) to about 30% (wt/wt), about 40% (wt/wt) to about 50% (wt/wt), or about 45% (wt/wt) to about 50% (wt/wt) silicified microcrystalline cellulose may be present in an oral dosage form or a unit of an oral dosage form.

In some embodiments, an oral dosage form may comprise a crosslinked polyvinylpyrrolidone such as crospovidone. For example, about 1% (wt/wt) to about 10% (wt/wt), about 1% (wt/wt) to about 5% (wt/wt), or about 1% (wt/wt) to about 3% (wt/wt) crosslinked polyvinylpyrrolidone may be present in an oral dosage form or a unit of an oral dosage form.

In some embodiments, an oral dosage form may comprise a fumed silica such as Aerosil. For example, about 0.1% (wt/wt) to about 10% (wt/wt), about 0.1% (wt/wt) to about 1% (wt/wt), or about 0.4% (wt/wt) to about 0.6% (wt/wt) fumed silica may be present in an oral dosage form or a unit of an oral dosage form.

In some embodiments, an oral dosage form may comprise magnesium stearate. For example, about 0.1% (wt/wt) to about 10% (wt/wt), about 0.1% (wt/wt) to about 1% (wt/wt), or about 0.4% (wt/wt) to about 0.6% (wt/wt) magnesium stearate may be present in an oral dosage form or a unit of an oral dosage form.

An oral dosage form comprising zoledronic acid or another bisphosphonate may be included in a pharmaceutical product comprising more than one unit of the oral dosage form.

A pharmaceutical product containing oral dosage forms for daily use can contain 28, 29, 30, or 31 units of the oral dosage form for a monthly supply. An approximately 6 week daily supply can contain 40 to 45 units of the oral dosage form. An approximately 3 month daily supply can contain 85 to 95 units of the oral dosage form. An approximately six-month daily supply can contain 170 to 200 units of the oral dosage form. An approximately one year daily supply can contain 350 to 380 units of the oral dosage form.

A pharmaceutical product containing oral dosage forms for weekly use can contain 4 or 5 units of the oral dosage form for a monthly supply. An approximately 2 month weekly supply can contain 8 or 9 units of the oral dosage form. An approximately 6 week weekly supply can contain about 6 units of the oral dosage form. An approximately 3 month weekly supply can contain 12, 13 or 14 units of the oral dosage form. An approximately six-month weekly supply can contain 22 to 30 units of the oral dosage form. An approximately one year weekly supply can contain 45 to 60 units of the oral dosage form.

A pharmaceutical product may accommodate other dosing regimes. For example, a pharmaceutical product may comprise 5 to 10 units of the oral dosage form, wherein each unit of the oral dosage form contains about 40 mg to about 150 mg of zoledronic acid. Some pharmaceutical products may comprise 1 to 10 units of the oral dosage form, wherein the product contains about 200 mg to about 2000 mg of zoledronic acid. For such a product, each unit of the oral dosage form may be taken daily for 1 to 10 days or 5 to 10 days during a month, such as at the beginning of a month.

Some oral dosage forms comprising zoledronic acid or a salt thereof may have enteric coatings or film coatings.

A subject composition may be prepared by adding Compound 1 and/or Compound 2 to zoledronic acid in the desired amount. While there may be many ways to prepare Compound 1 and Compound 2, a useful method of preparing these compounds is provided in Example 1 below. Additionally, in some methods of preparing the disodium salt or the diacid form of zoledronic acid, Compound 1 and/or Compound 2 may be formed as side products. If appropriate, some part of Compound 1 and/or Compound 2 naturally present in a zoledronic acid product may be removed to obtain a desired amount of Compound 1 and/or Compound 2.

There are a number of ways that some part of Compound 1 and/or Compound 2 may be removed from a zoledronic acid product. For example, HPLC, preparative TLC, crystallization, sublimation, or zone purification may be employed. Solvents that may be useful in HPLC, TLC, or crystallization, may include, but are not limited to, water or organic solvents, such as hexanes, diethyl ether, ethyl acetate, methyl acetate, acetone, acetic acid, acetonitrile, tetrahydrofuran, ethanol, methanol, isopropyl alcohol, chloroform, diethyl ether, toluene, dimethylformamide, benzene, etc. Gradients, or two solvent systems may be employed as well. For example, an HPLC separation may begin by elution with water, after some time eluting with water, an organic solvent, such as acetonitrile, methanol, ethanol, ethyl acetate, acetone, acetic acid, methyl acetate, or other solvent could gradually be added to the water, or may replace the water entirely. Similarly, crystallization or

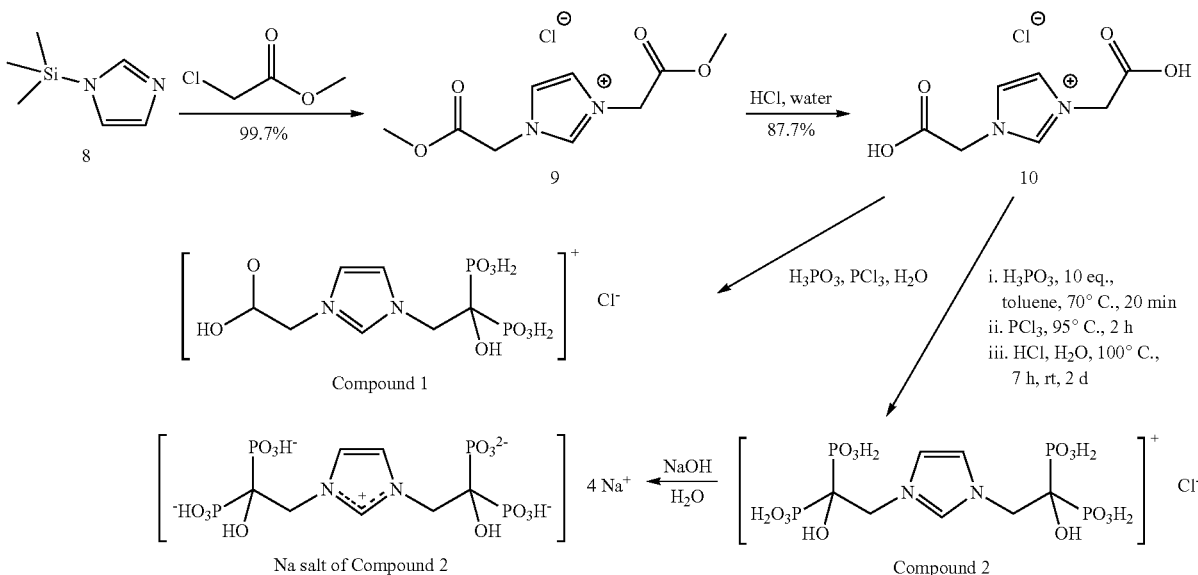
17

recrystallization may employ a single solvent, or a combination of solvents. For example, zoledronic acid or a salt thereof, such as a disodium salt, might be recrystallized from water, ethanol, methanol, diethyl ether, methyl acetate, acetic acid, etc., or a combination of these solvents or others. In some embodiments, zoledronic acid or a salt thereof, such as a disodium salt, may be dissolved in one solvent, such as water or acetic acid, and crystallized by a second solvent or solvent system, such as hexane, diethyl ether, chloroform, dichloromethane, ethyl acetate, methyl acetate, acetic acid, ethanol, methanol, or a combination thereof. In some embodiments, a disodium salt of zoledronic acid is dissolved

18

In some embodiments, a combination of two methods recited in the paragraph above may be employed, such as HPLC or TLC and crystallization. In some embodiments, a method may be repeated, such as HPLC, preparative TLC, crystallization, sublimation, or zone purification. In some embodiments, a purification method recited in the paragraph above may be performed twice. In some embodiments, a purification method recited in the paragraph above may be performed three or four times.

Example 1



in water, and then crystallized by adding hexane. In some embodiments, a disodium salt of zoledronic acid is dissolved in water, and then crystallized by adding diethyl ether. In some embodiments, a disodium salt of zoledronic acid is dissolved in water, and then crystallized by adding chloroform. In some embodiments, a disodium salt of zoledronic acid is dissolved in water, and then crystallized by adding dichloromethane. In some embodiments, a disodium salt of zoledronic acid is dissolved in water, and then crystallized by adding ethyl acetate. In some embodiments, a disodium salt of zoledronic acid is dissolved in water, and then crystallized by adding methyl acetate. In some embodiments, a disodium salt of zoledronic acid is dissolved in water, and then crystallized by adding acetic acid. In some embodiments, a disodium salt of zoledronic acid is dissolved in water, and then crystallized by adding ethanol. In some embodiments, a disodium salt of zoledronic acid is dissolved in water, and then crystallized by adding methanol. For embodiments employing water and a second solvent, the ratio of water to the second solvent (water:second solvent) may be about 1:100 to about 100:1, about 1:10 to about 1:5, about 1:5 to about 1:4, about 1:4 to about 1:3, about 1:3 to about 1:2, about 1:2 to about 1:1, about 1:1 to about 2:1, about 2:1 to about 3:1, about 3:1 to about 4:1, about 4:1 to about 5:1, or about 1:1 to about 10:1.

1,3-Bis(2-methoxy-2-oxoethyl)-1H-imidazol-3-ium chloride (9)

Methyl chloroacetate (29.8 mL, 338.6 mmol, 2.0 eq) was added drop-wise to 1-(trimethylsilyl)-1H-imidazole (8; 25.0 mL, 169.3 mmol). The mixture was heated at 60°C for 24 hours. The mixture was cooled to room temperature, washed with Et_2O ($3 \times 500\text{ mL}$) and dried in vacuo yielding 9 (41.97 g, 168.8 mmol, 99.7%) as a white solid.

1,3-Bis(carboxymethyl)-1H-imidazol-3-ium chloride (10)

To 1,3-bis(2-methoxy-2-oxoethyl)-1H-imidazol-3-ium chloride (9; 41.00 g, 164.88 mmol, 1 eq.) was added 37% aq. HCl (30.03 mL, 362.74 mmol, 2.2 eq.). The mixture was stirred under reflux for 0.5 hour. The mixture was concentrated and the remaining solid was washed with acetone ($2 \times 200\text{ mL}$) and Et_2O ($3 \times 200\text{ mL}$). Drying in vacuo gave 10 (31.89 g, 144.55 mmol, 87.7%) as a white solid.

Compound 1:

Compound 10 is reacted with an equimolar amount of phosphorous acid, followed by an equimolar amount of phosphorous trichloride, and an excess of water to form Compound 1, which is precipitated from ethanol.

Compound 2:

1,3-Bis(carboxymethyl)-1H-imidazol-3-ium chloride (10, 2.00 g, 9 mmol, 1.0 eq) and H_3PO_3 (7.37 g, 90 mmol, 10 eq)

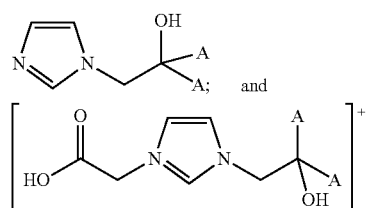
19

were dissolved in toluene (10 mL) and heated to 70° C. The reaction mixture was stirred at this temperature for 20 min before PCl_3 (16 mL, 180 mmol, 20 eq) was added within 30 min. The reaction mixture was then heated to 95° C. and stirred at this temperature for 2 h. Then, aq. HCl (30 mL, 37% HCl and 5 mL H_2O) was added. The reaction mixture was heated to 100° C. and stirred at this temperature for 7 h, for 2 d stirred at room temperature and then filtered. The filtrate was cooled in an ice bath and added within 45 min to absolute EtOH (90 mL). The resulting turbid solution was stirred for 1 h at room temperature before the solid was filtered off. The filter cake (Compound 2) was isolated and analyzed by 2D-NMR spectroscopy and mass spectrometry ($m/z=477$). The filtrate was concentrated in vacuo to give a residue. This residue (500 mg) was treated with aq. NaOH (150 mg in 3.5 mL H_2O) and EtOH (7 mL). After standing overnight the liquid was decanted and the resulting solid (Na salt of compound 2) was obtained and analyzed by NMR and mass spectrometry ($m/z=477$).

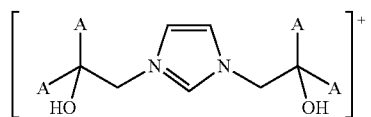
The following embodiments are contemplated:

Embodiment 1

A pharmaceutical composition comprising:



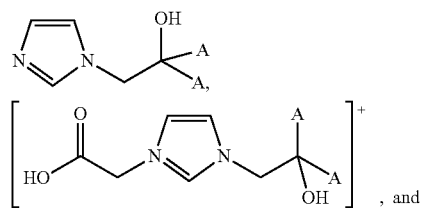
(Ion B) in a salt form in an amount that is less than 0.1% w/w, and greater than 0% w/w, based upon the total weight of Compound A, Compound B, and Compound C; or



(Ion C) in a salt form in an amount that is less than 0.1% w/w, and greater than 0% w/w, based upon the total weight of Compound A, Compound B, and Compound C; wherein each A is independently an acidic functional group.

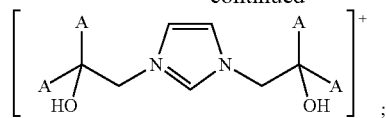
Embodiment 2

A pharmaceutical composition comprising:



20

-continued



wherein each A is independently an acidic functional group.

Embodiment 3

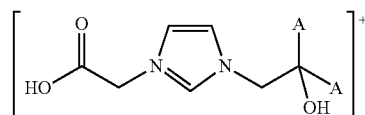
The composition of embodiment 1 or 2, wherein each A is CO_2H .

Embodiment 4

The composition of embodiment 1 or 2, wherein each A is SO_3H .

Embodiment 5

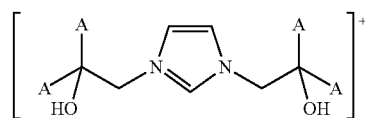
The pharmaceutical composition of embodiment 1 or 2, wherein



is present in a salt form in an amount that is less than 0.05% w/w, and greater than 0% w/w, based upon the total weight of Compound A, Ion B, Ion C, and any corresponding counter ions.

Embodiment 6

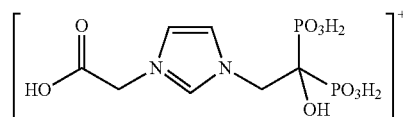
The pharmaceutical composition of embodiment 1, 2, 3, 4, or 5, wherein



is present in a salt form in an amount that is less than 0.05% w/w, and greater than 0% w/w, based upon the total weight of Compound A, Ion B, Ion C and any corresponding counter ions.

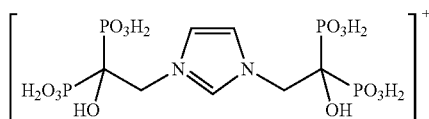
Embodiment 7

A pharmaceutical composition comprising: zoledronic acid; and



(Ion 1) in a salt form in an amount that is less than 0.1% w/w, and greater than 0% w/w, based upon the total weight of zoledronic acid, Ion 1, Ion 2 and any corresponding counter ions; or

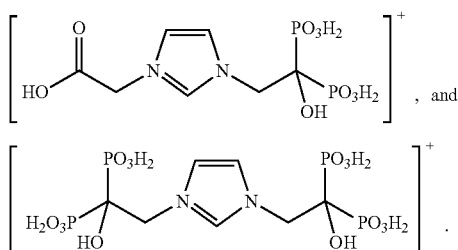
21



(Ion 2) in a salt form in an amount that is less than 0.1% w/w, and greater than 0% w/w, based upon the total weight of zoledronic acid, Ion 1, Ion 2 and any corresponding counter ions.

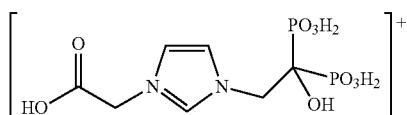
Embodiment 8

A pharmaceutical composition comprising:
zoledronic acid,



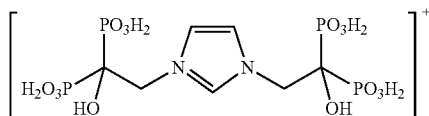
Embodiment 9

The pharmaceutical composition of embodiment 7 or 8, wherein



is present in a salt form in an amount that is less than 0.08% w/w, and greater than 0% w/w, based upon the total weight of zoledronic acid, Ion 1, Ion 2 and any corresponding counter ions.

Embodiment 10. The pharmaceutical composition of embodiment 7, 8, or 9, wherein

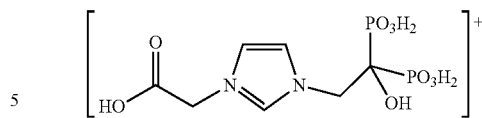


is present in a salt form in an amount that is less than 0.08% w/w, and greater than 0% w/w, based upon the total weight of zoledronic acid, Ion 1, Ion 2 and any corresponding counter ions.

Embodiment 11

The pharmaceutical composition of embodiment 7, 8, 9, or 10, wherein

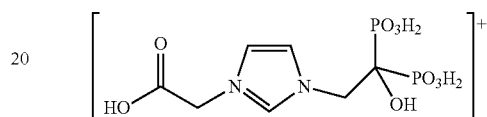
22



is present in a salt form, in an amount that is less than about 0.05%, and greater than 0% w/w, based upon the total weight of zoledronic acid, Ion 1, Ion 2 and any corresponding counter ions.

Embodiment 12

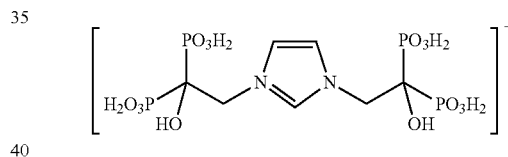
The pharmaceutical composition of embodiment 11, wherein



is present in a salt form, in an amount that is less than about 0.02%, and greater than 0% w/w, based upon the total weight of zoledronic acid, Ion 1, Ion 2 and any corresponding counter ions.

Embodiment 13

The pharmaceutical composition of embodiment 7, 8, 9, 10, 11, or 12, wherein



is present in a salt form, in an amount that is less than about 0.05% or about 0.02%, and greater than 0% w/w, based upon the total weight of zoledronic acid, Ion 1, Ion 2 and any corresponding counter ions.

Embodiment 14

The pharmaceutical composition of embodiment 1, 2, 3, 4, 5, 6, 7, 8, 9, 10, 11, 12, or 13, wherein the zoledronic acid is present in a salt form.

Embodiment 15

The pharmaceutical composition of embodiment 14, wherein the zoledronic acid is present in a sodium salt form.

Embodiment 16

The pharmaceutical composition of embodiment 15, wherein the zoledronic acid is present in a disodium salt form.

Embodiment 17

A dosage form comprising the pharmaceutical composition of embodiment 1, 2, 3, 4, 5, 6, 7, 8, 9, 10, 11, 12, 13, 14, 15, or 16.

23

Embodiment 18

The dosage form of embodiment 17, wherein the dosage form is an oral dosage form.

Embodiment 19

A method of treating a disease or condition related to bone, cancer, or pain, comprising administering a dosage form of embodiment 17 or 18 to a mammal in need thereof.

Embodiment 20

A method of relieving inflammatory pain comprising administering an oral dosage form of embodiment 18 to a mammal in need thereof, wherein the mammal receives a total monthly dose of zoledronic acid that is about 800 mg/m² or less based upon the body surface area of the mammal.

Embodiment 21

The method of embodiment 20, wherein the mammal is a human being that receives a total monthly dose of zoledronic acid that is about 30 mg/m² to about 700 mg/m².

Embodiment 22

The method of embodiment 20 or 21, wherein the total monthly dose is administered in 4 or 5 weekly doses.

Embodiment 23

The method of embodiment 20 or 21, wherein the total monthly dose is administered in 28 to 31 daily doses.

Embodiment 24

The method of embodiment 20 or 21, wherein the total monthly dose is administered in 5 to 10 individual doses during the month.

Embodiment 25

The method of embodiment 20 or 21, wherein the mammal is a human being that receives a total weekly dose of zoledronic acid that is about 10 mg to about 300 mg.

Embodiment 26

The method of embodiment 25 wherein the total weekly dose is a single dose, administered once a week.

Embodiment 27

The method of embodiment 25, wherein the total weekly dose is administered in 2 to 7 individual doses during the week.

Embodiment 28

The method of embodiment 20, wherein the mammal is a human being that receives a total weekly dose of zoledronic acid that is about 10 mg to about 150 mg.

24

Embodiment 29

The method of embodiment 20, 21, 22, 23, 24, 25, 26, 27, or 28, wherein the mammal experiences significant pain relief more than 3 hours after administration of the dosage form.

Embodiment 30

The method of embodiment 29, wherein the mammal experiences significant pain relief during at least a part of a time from about 3 hours to about 24 hours after administration of the dosage form.

Embodiment 31

The method of embodiment 29, wherein the mammal experiences significant pain relief during at least a part of a time from about 3 hours to about 3 weeks after administration of the dosage form.

Embodiment 32

A method of relieving inflammatory pain comprising administering an oral dosage form of embodiment 18 to a mammal in need thereof, wherein the oral dosage form contains about 10 mg/m² to about 20 mg/m² of zoledronic acid based upon the body surface area of the mammal.

Embodiment 33

The method of embodiment 32, wherein the oral dosage form contains about 15 mg/m² to about 20 mg/m² of zoledronic acid based upon the body surface area of the mammal.

Embodiment 34

A method of relieving inflammatory pain comprising orally administering, by one or more dosage forms of embodiment 18, to a mammal in need thereof, about 300 mg/m² to about 600 mg/m² of zoledronic acid per month to the mammal, based upon the body surface area of the mammal.

Embodiment 35

The method of embodiment 34, comprising orally administering about 450 mg/m² to about 600 mg/m² of zoledronic acid per month to the mammal, based upon the body surface area of the mammal.

Embodiment 36

The method of embodiment 20, 21, 22, 23, 24, 25, 26, 27, 28, 29, 30, 31, 32, 33, 34, or 35, wherein the mammal is not suffering from bone metastasis.

Embodiment 37

The method of embodiment 20, 21, 22, 23, 24, 25, 26, 27, 28, 29, 30, 31, 32, 33, 34, or 35, wherein the mammal is not suffering from cancer.

25

Embodiment 38

The method of embodiment 19, 20, 21, 22, 23, 24, 25, 26, 27, 28, 29, 30, 31, 32, 33, 34, 35, 36, or 37, wherein the zoledronic acid is administered as a salt of a dianion of zoledronic acid. 5

Embodiment 39

A method of relieving pain associated with an arthritis comprising administering an oral dosage form of embodiment 18 to a human being in need thereof. 10

Embodiment 40

The method of embodiment 39, wherein the human being receives a total monthly dose of zoledronic acid that is about 40 mg to about 2000 mg. 15

Embodiment 41

The method of embodiment 40, wherein the total monthly dose is administered in 4 or 5 weekly doses. 20

Embodiment 42

The method of embodiment 40, wherein the total monthly dose is administered in 28 to 31 daily doses. 25

Embodiment 43

The method of embodiment 40, wherein the total monthly dose is administered in 5 to 10 individual doses during the month. 30

Embodiment 44

The method of embodiment 39 or 40, wherein the human being receives a total weekly dose of zoledronic acid that is about 100 mg to about 300 mg. 35

Embodiment 45

The method of embodiment 44, wherein the total weekly dose is a single dose, administered once a week. 40

Embodiment 46

The method of embodiment 44, wherein the total weekly dose is administered in 2 to 7 individual doses during the week. 45

Embodiment 47

The method of embodiment 44, 45, or 46, wherein the human being receives a total weekly dose of zoledronic acid that is about 10 mg to about 100 mg. 50

Embodiment 48

The method of any of embodiment 19, 20, 21, 22, 23, 24, 25, 26, 27, 28, 29, 30, 31, 32, 33, 34, 35, 36, 37, 38, 39, 40, 41, 42, 43, 44, 45, 46, or 47, wherein the human being 55

26

experiences significant pain relief more than 3 hours after administration of the dosage form.

Embodiment 49

The method of embodiment 48, wherein the human being experiences significant pain relief during at least a part of a time from about 3 hours to about 24 hours after administration of the dosage form. 10

Embodiment 50

The method of embodiment 48, wherein the human being experiences significant pain relief during at least a part of a time from about 3 hours to about 3 weeks after administration of the dosage form. 15

Embodiment 51

The method or dosage form of embodiment 1, 2, 3, 4, 5, 6, 7, 8, 9, 10, 11, 12, 13, 14, 15, 16, 17, 18, 19, 20, 21, 22, 23, 24, 25, 26, 27, 28, 29, 30, 31, 32, 33, 34, 35, 36, 37, 38, 39, 40, 41, 42, 43, 44, 45, 46, 47, 48, 49, or 50, wherein the dosage form contains about 10 mg/m² to about 20 mg/m² of zoledronic acid based upon the body surface area of the human being. 20

Embodiment 52

The method of embodiment 51, wherein the dosage form contains about 15 mg/m² to about 20 mg/m² of zoledronic acid based upon the body surface area of the human being. 25

Embodiment 53

The method of embodiment 19, 20, 21, 22, 23, 24, 25, 26, 27, 28, 29, 30, 31, 32, 33, 34, 35, 36, 37, 38, 39, 40, 41, 42, 43, 44, 45, 46, 47, 48, 49, 50, 51, or 52, wherein about 50 mg/m² to about 200 mg/m² of zoledronic acid is orally administered per month, based upon the body surface area of the human being. 30

Embodiment 54

The method of embodiment 19, 20, 21, 22, 23, 24, 25, 26, 27, 28, 29, 30, 31, 32, 33, 34, 35, 36, 37, 38, 39, 40, 41, 42, 43, 44, 45, 46, 47, 48, 49, 50, 51, or 52, wherein the dosage form contains about 80 mg/m² to about 150 mg/m² of zoledronic acid based upon the body surface area of the human being. 35

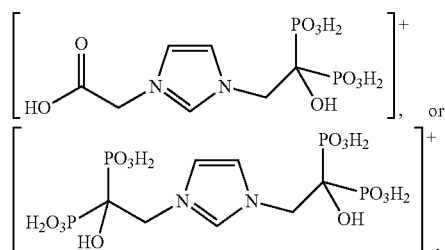
Embodiment 55

The method of embodiment 19, 20, 21, 22, 23, 24, 25, 26, 27, 28, 29, 30, 31, 32, 33, 34, 35, 36, 37, 38, 39, 40, 41, 42, 43, 44, 45, 46, 47, 48, 49, 50, 51, or 52, wherein about 300 mg/m² to about 1000 mg/m² of zoledronic acid is orally administered per month, based upon the body surface area of the human being. 40

Embodiment 56

A method of preparing a dosage form for use in the treatment of a condition or disease related to bone, cancer, or pain, comprising determining an amount of a secondary compound in a composition comprising zoledronic acid or a salt thereof; 45

27

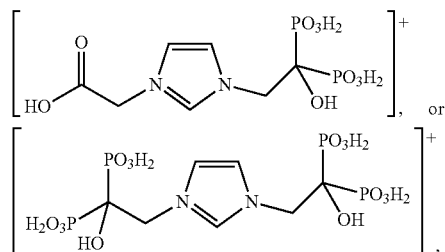


wherein the secondary compound is:
in a salt form.

Embodiment 57

A method of preparing a dosage form for use in the treatment of a condition or disease related to bone, cancer, or pain, comprising removing a secondary compound from a composition comprising zoledronic acid or a salt thereof;

wherein an amount of the secondary compound is determined before removing the secondary compound from the composition comprising zoledronic acid or a salt thereof;



wherein the secondary compound is:
in a salt form.

Embodiment 58

The method of embodiment 55 or 56, wherein the amount of the secondary compound is determined to be greater than 0.1%.

Embodiment 59

The method of embodiment 55 or 56, wherein the amount of the secondary compound is determined to be greater than 0.08%.

Embodiment 60

A dosage form for use in the treatment of a condition or disease related to bone, cancer, or pain, wherein the dosage form is prepared by the method of embodiment 55, 56, 57, 58, or 59.

Unless otherwise indicated, all numbers expressing quantities of ingredients, properties such as molecular weight, reaction conditions, and so forth used in the specification and claims are to be understood in all instances as indicating both the exact values as shown and as being modified by the term "about." Accordingly, unless indicated to the contrary, the numerical parameters set forth in the specification and attached claims are approximations that may vary depending upon the desired properties sought to be obtained. At the

28

very least, and not as an attempt to limit the application of the doctrine of equivalents to the scope of the claims, each numerical parameter should at least be construed in light of the number of reported significant digits and by applying ordinary rounding techniques.

The terms "a," "an," "the" and similar referents used in the context of describing the invention (especially in the context of the following claims) are to be construed to cover both the singular and the plural, unless otherwise indicated herein or clearly contradicted by context. All methods described herein can be performed in any suitable order unless otherwise indicated herein or otherwise clearly contradicted by context. The use of any and all examples, or exemplary language (e.g., "such as") provided herein is intended merely to better illuminate the invention and does not pose a limitation on the scope of any claim. No language in the specification should be construed as indicating any non-claimed element essential to the practice of the invention.

Groupings of alternative elements or embodiments disclosed herein are not to be construed as limitations. Each group member may be referred to and claimed individually or in any combination with other members of the group or other elements found herein. It is anticipated that one or more members of a group may be included in, or deleted from, a group for reasons of convenience and/or patentability. When any such inclusion or deletion occurs, the specification is deemed to contain the group as modified thus fulfilling the written description of all Markush groups used in the appended claims.

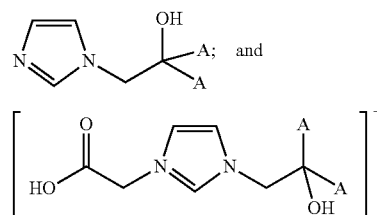
Certain embodiments are described herein, including the best mode known to the inventors for carrying out the invention. Of course, variations on these described embodiments will become apparent to those of ordinary skill in the art upon reading the foregoing description. The inventor expects skilled artisans to employ such variations as appropriate, and the inventors intend for the invention to be practiced otherwise than specifically described herein. Accordingly, the claims include all modifications and equivalents of the subject matter recited in the claims as permitted by applicable law. Moreover, any combination of the above-described elements in all possible variations thereof is contemplated unless otherwise indicated herein or otherwise clearly contradicted by context.

In closing, it is to be understood that the embodiments disclosed herein are illustrative of the principles of the claims. Other modifications that may be employed are within the scope of the claims. Thus, by way of example, but not of limitation, alternative embodiments may be utilized in accordance with the teachings herein. Accordingly, the claims are not limited to embodiments precisely as shown and described.

What is claimed is:

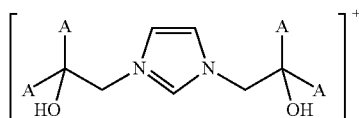
1. A method of treating arthritis comprising orally administering a dosage form to a mammal in need thereof, wherein the dosage form comprises:

(Compound A)



29

(Ion B) in a salt form, in an amount that is less than 0.1% w/w and greater than 0% w/w; or



(Ion C) in a salt form, in an amount that is less than 0.1% w/w and greater than 0% w/w;

wherein each A is independently an acidic functional group;

wherein, if present, the bioavailability of Compound A in the dosage form is from about 1.1% to about 4%.

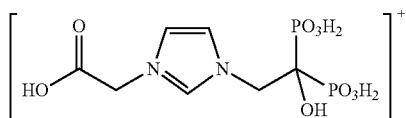
2. The method of claim 1, wherein the arthritis affects a knee, an elbow, a wrist, a shoulder, or a hip.

3. A method of treating arthritis comprising orally administering a dosage form to a human being suffering from arthritis, wherein the dosage form comprises:

a) zoledronic acid in a salt or an acid form; or

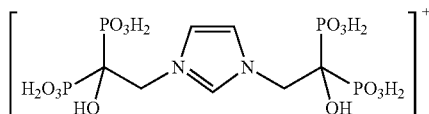
b) one of the following:

1) zoledronic acid in a salt or an acid form and



(Ion 1) in a salt form, in an amount that is less than 0.1% w/w and greater than 0% w/w; or

2) zoledronic acid in a salt or an acid form and



(Ion 2) in a salt form, in an amount that is less than 0.1% w/w and greater than 0% w/w; or

3) zoledronic acid in a salt or an acid form and a combination of Ion 1 in a salt form, in an amount that is less than 0.1% w/w and greater than 0% w/w, and Ion 2 in a salt form, in an amount that is less than 0.1% w/w and greater than 0% w/w;

wherein the dosage form is free of therapeutically active agents that are not zoledronic acid in a salt or an acid form, Ion 1 in a salt form, or Ion 2 in a salt form;

wherein any amount in % w/w is based upon the total weight of zoledronic acid in a salt or an acid form, Ion 1, Ion 2, and any corresponding counter ions; and wherein the bioavailability of zoledronic acid in the dosage form is about 1.1% to about 4%.

4. The method of claim 3, wherein the dosage form is orally administered in a manner that results in a bioavailability that is 1.3% to 3%.

5. The method of claim 4, wherein the human being receives about 50 mg of zoledronic acid as a result of each administration of the dosage form.

30

6. The method of claim 3, wherein the dosage form is orally administered in a manner that results in a bioavailability that is 1.3% to 4%.

7. The method of claim 3, wherein the dosage form is orally administered in a manner that results in a bioavailability that is 1.4% to 3%.

8. The method of claim 3, wherein the dosage form is orally administered in a manner that results in a bioavailability that is 1.4% to 4%.

9. The method of claim 3, wherein the dosage form is orally administered in a manner that results in a bioavailability that is 1.5% to 3%.

10. The method of claim 3, wherein the dosage form is orally administered in a manner that results in a bioavailability that is 1.6% to 3%.

11. The method of claim 3, wherein the dosage form is orally administered in a manner that results in a bioavailability that is 1.6% to 4%.

12. The method of claim 3, wherein the dosage form is orally administered in a manner that results in a bioavailability that is 1.8% to 3%.

13. The method of claim 3, wherein the dosage form is orally administered in a manner that results in a bioavailability that is 1.8% to 4%.

14. The method of claim 3, wherein the arthritis affects a knee, an elbow, a wrist, a shoulder, or a hip.

15. The method of claim 3, wherein each dose of zoledronic acid is orally administered in a manner that provides an AUC of zoledronic acid of about 100 ng·h/mL to about 200 ng·h/mL.

16. The method of claim 3, wherein the zoledronic acid is administered in a manner that results in a 24 hour sustained plasma factor that is about 10 to about 20.

17. The method of claim 3, wherein the zoledronic acid is administered in a manner that results in a 24 hour sustained plasma factor that is about 10 to about 15.

18. The method of claim 3, wherein the zoledronic acid is administered in a manner that results in a 24 hour sustained plasma factor that is about 12 to about 15.

19. The method of claim 3, wherein the zoledronic acid is administered in a manner that results in a 24 hour sustained plasma factor that is at least twice that of 1 mg of zoledronic acid administered intravenously.

20. The method of claim 3, wherein the zoledronic acid is administered in a manner that results in a 48 hour sustained plasma factor that is at least twice that of 1 mg of zoledronic acid administered intravenously.

21. The method of claim 3, wherein the zoledronic acid is administered in a manner that results in a 24 hour sustained plasma factor that is at least 1.2 times that of 4 mg of zoledronic acid administered intravenously.

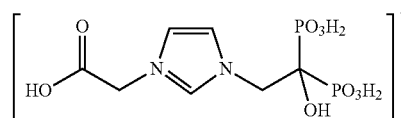
22. The method of claim 3, wherein the zoledronic acid is administered in a manner that results in a 48 hour sustained plasma factor that is at least twice that of 4 mg of zoledronic acid administered intravenously.

23. A pharmaceutical dosage form for oral administration comprising:

a) zoledronic acid in a salt form; or

b) one of the following:

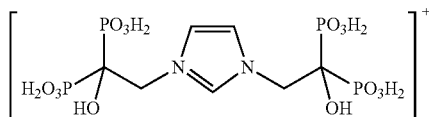
1) zoledronic acid in a salt or an acid form and



31

(Ion 1) in a salt form, in an amount that is less than 0.1% w/w and greater than 0% w/w;

2) zoledronic acid in a salt or an acid form and



(Ion 2) in a salt form, in an amount that is less than 0.1% w/w and greater than 0% w/w; or

3) zoledronic acid in a salt or an acid form and a combination of Ion 1 in a salt form, in an amount that is less than 0.1% w/w and greater than 0% w/w, and Ion 2 in a salt form, in an amount that is less than 0.1% w/w and greater than 0% w/w;

wherein the dosage form is free of therapeutically active agents that are not zoledronic acid in a salt or an acid form, Ion 1 in a salt form, or Ion 2 in a salt form;

wherein any amount in % w/w is based upon the total weight of zoledronic acid in a salt or an acid form, Ion 1, Ion 2, and any corresponding counter ions; and

32

wherein the bioavailability of zoledronic acid in the dosage form is about 1.2% to about 4% in a human being.

24. The method of claim 23, wherein the dosage form contains at least 20% zoledronic acid in a disodium salt form by weight.

25. The method of claim 23, wherein the zoledronic acid is administered in a dosage form containing at least 30% zoledronic acid in a disodium salt form by weight.

26. The method of claim 23, wherein the dosage form contains about 50 mg to about 100 mg of zoledronic acid in a disodium salt form.

27. The method of claim 23, wherein the dosage form contains at least 40% zoledronic acid in a disodium salt form by weight.

28. The method of claim 23, wherein the dosage form contains at least 50% zoledronic acid in a disodium salt form by weight.

29. The method of claim 23, wherein the dosage form contains at least 60% zoledronic acid in a disodium salt form by weight.

30. The method of claim 23, wherein the zoledronic acid is orally administered once weekly.

* * * * *